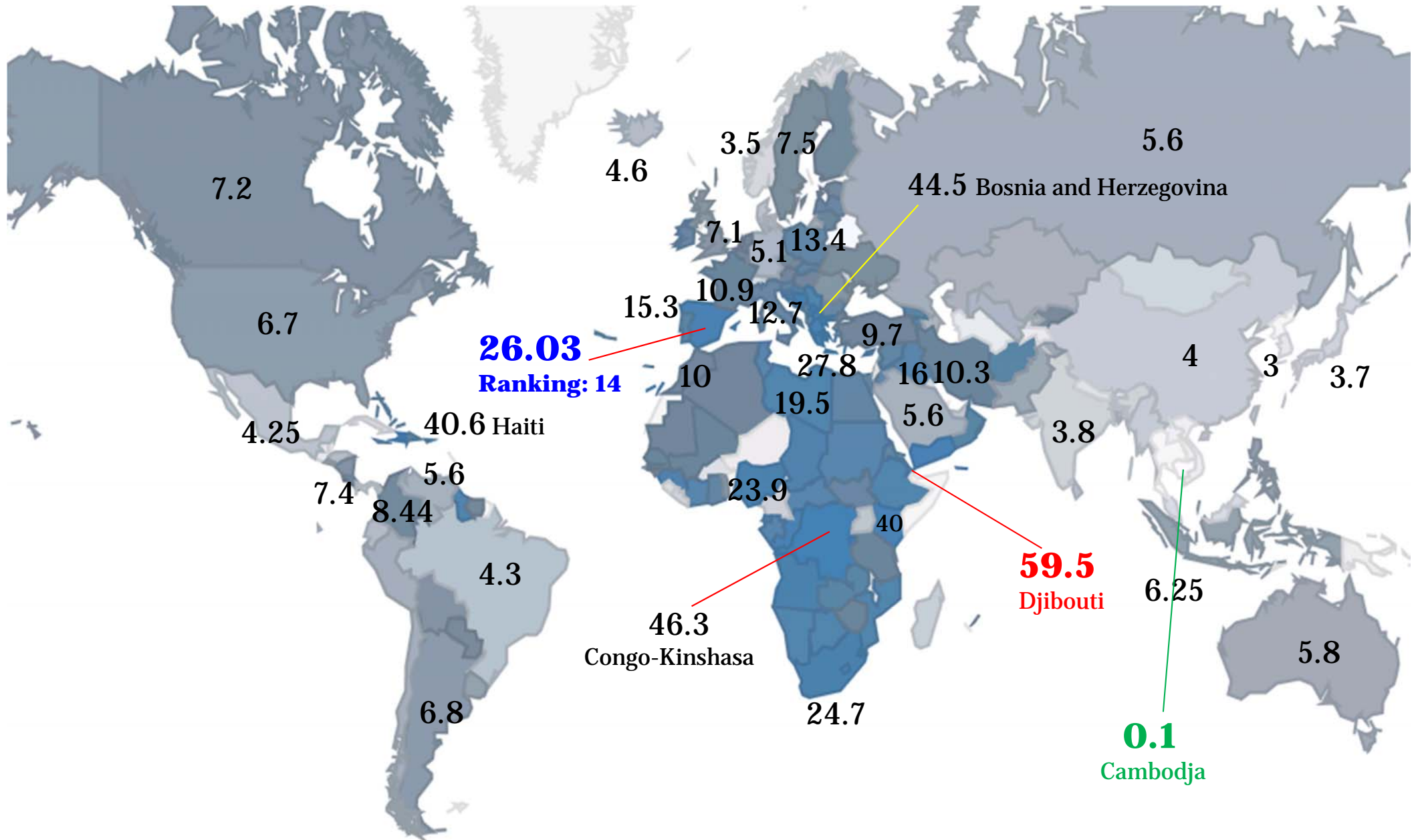


Unemployment rate · 7 February 2014

<http://www.tradingeconomics.com>

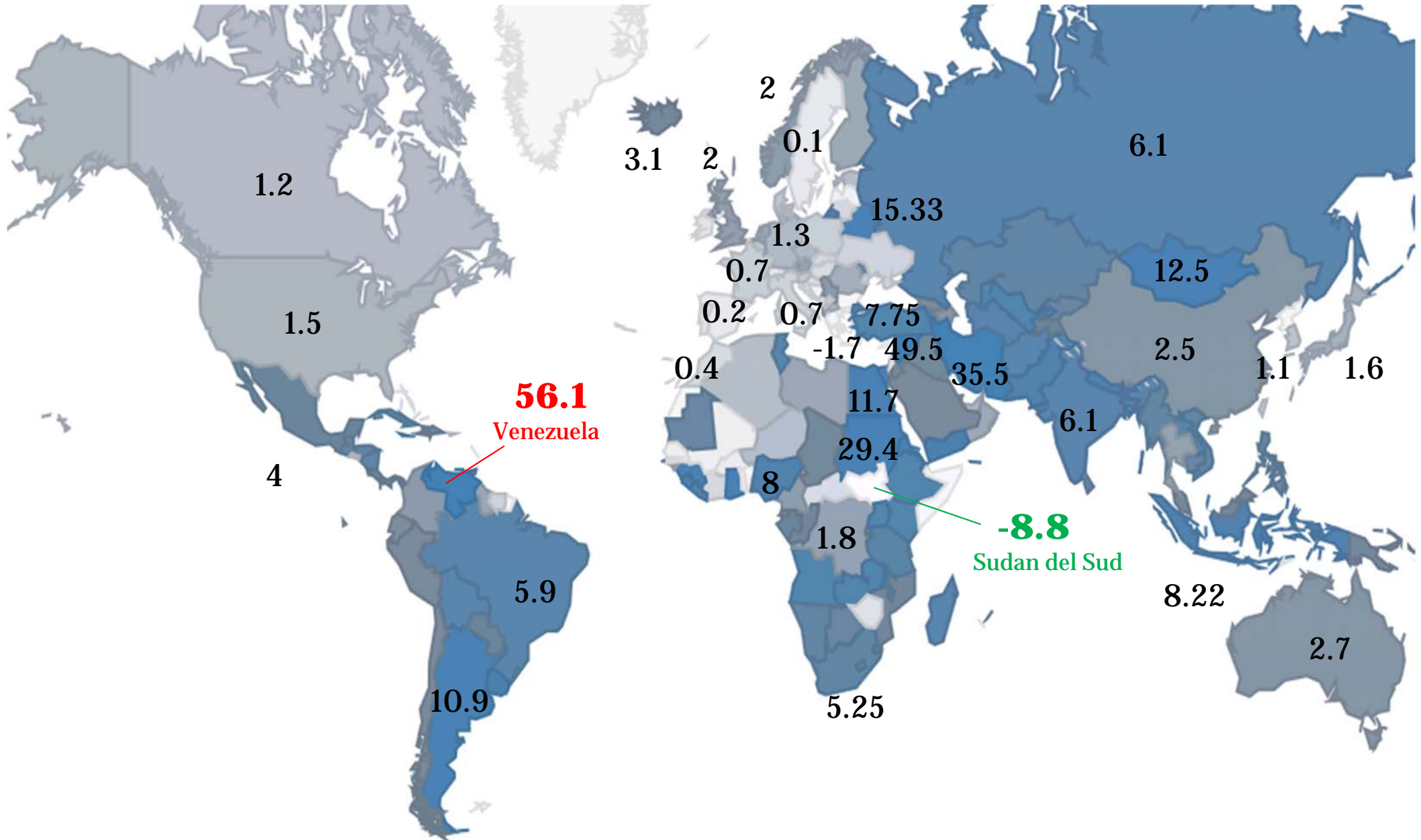


	<u>GDP BILLION USD</u>	<u>GDP YOY</u>	<u>GDP QOQ</u>	<u>INTEREST RATE</u>	<u>INFLATION RATE</u>	<u>JOBLESS RATE</u>
CAMBODIA	14	7.20%		1.12%	4.12%	0.10%
QATAR	183	6.20%	4.30%	4.50%	2.70%	0.50%
BELARUS	63	0.70%		23.50%	15.33%	0.50%
THAILAND	366	2.70%	1.30%	2.25%	1.93%	0.72%
BENIN	8	3.50%		3.50%	-1.80%	1.00%
BRUNEI	17	-3.90%		5.50%	0.20%	1.10%
SEYCHELLES	1	4.00%		9.64%	3.40%	1.70%
SINGAPORE	275	4.40%	-2.70%	0.01%	1.50%	1.80%
MACAO	44	10.50%		0.50%	5.72%	1.90%
PAPUA NEW GUINEA	16	9.20%		6.25%	3.20%	1.90%
LAOS	9	7.90%		5.00%	6.65%	1.90%
VIETNAM	142	6.04%	5.54%	7.00%	5.45%	2.22%
NIGER	7	3.60%		3.50%	1.10%	2.25%
TAJIKISTAN	7	7.40%		4.80%	3.70%	2.50%
TURKMENISTAN	34	11.10%			6.00%	2.60%
KUWAIT	177	6.10%		2.00%	2.70%	2.72%
GUATEMALA	51	3.60%		5.00%	4.39%	2.90%
SOUTH KOREA	1130	3.90%	0.90%	2.50%	1.10%	3.00%
NEPAL	19	3.65%		8.00%	8.41%	3.00%
MALAWI	4	5.00%		25.00%	23.50%	3.00%

	<u>GDP BILLION USD</u>	<u>GDP YOY</u>	<u>GDP QOQ</u>	<u>INTEREST RATE</u>	<u>INFLATION RATE</u>	<u>JOBLESS RATE</u>
DJIBOUTI	1	4.50%		10.61%	4.88%	59.50%
CONGO	18	8.10%		2.00%	1.82%	46.30%
BOSNIA AND HERZEGOVIN	17	-0.50%		7.03%	-1.40%	44.50%
HAITI	8	2.80%		7.00%	3.40%	40.60%
KENYA	37	4.40%	1.60%	8.50%	7.21%	40.00%
BURUNDI	2	4.20%		11.45%	9.00%	35.00%
KOSOVO	6	2.50%			0.50%	30.90%
RWANDA	7	3.90%	9.90%	7.00%	3.65%	30.00%
YEMEN	36	0.10%		15.00%	8.60%	29.00%
MACEDONIA	10	3.30%	3.30%	3.25%	1.40%	28.70%
SWAZILAND	4	0.21%		5.00%	4.40%	28.20%
GREECE	249	-3.00%	0.20%	0.25%	-1.70%	27.80%
REPUBLIC OF THE CONGO	14	5.70%		3.25%	3.40%	26.60%
SPAIN	1349	-0.10%	0.30%	0.25%	0.20%	26.03%
LESOTHO	2	4.00%		10.12%	5.25%	25.30%
ANGOLA	114	7.40%	7.40%	9.25%	7.69%	25.00%
SOUTH AFRICA	384	1.80%	0.70%	5.50%	5.40%	24.70%
NIGERIA	263	7.67%	7.67%	12.00%	8.00%	23.90%
PALESTINE	7	2.60%			2.71%	23.70%
CHAD	11	7.20%		3.25%	3.10%	22.60%
EQUATORIAL GUINEA	18	4.00%		3.25%	3.10%	22.30%
GUINEA	7	3.90%		16.00%	10.30%	22.30%
CROATIA	56	-0.60%	-0.10%	6.25%	0.28%	21.60%
GUYANA	3	3.90%		5.00%	1.80%	21.00%
SERBIA	37	2.60%	1.40%	9.50%	2.20%	20.10%
LIBYA	82	95.50%		3.00%	1.70%	19.50%

Inflation rate · 7 February 2014

<http://www.tradingeconomics.com>

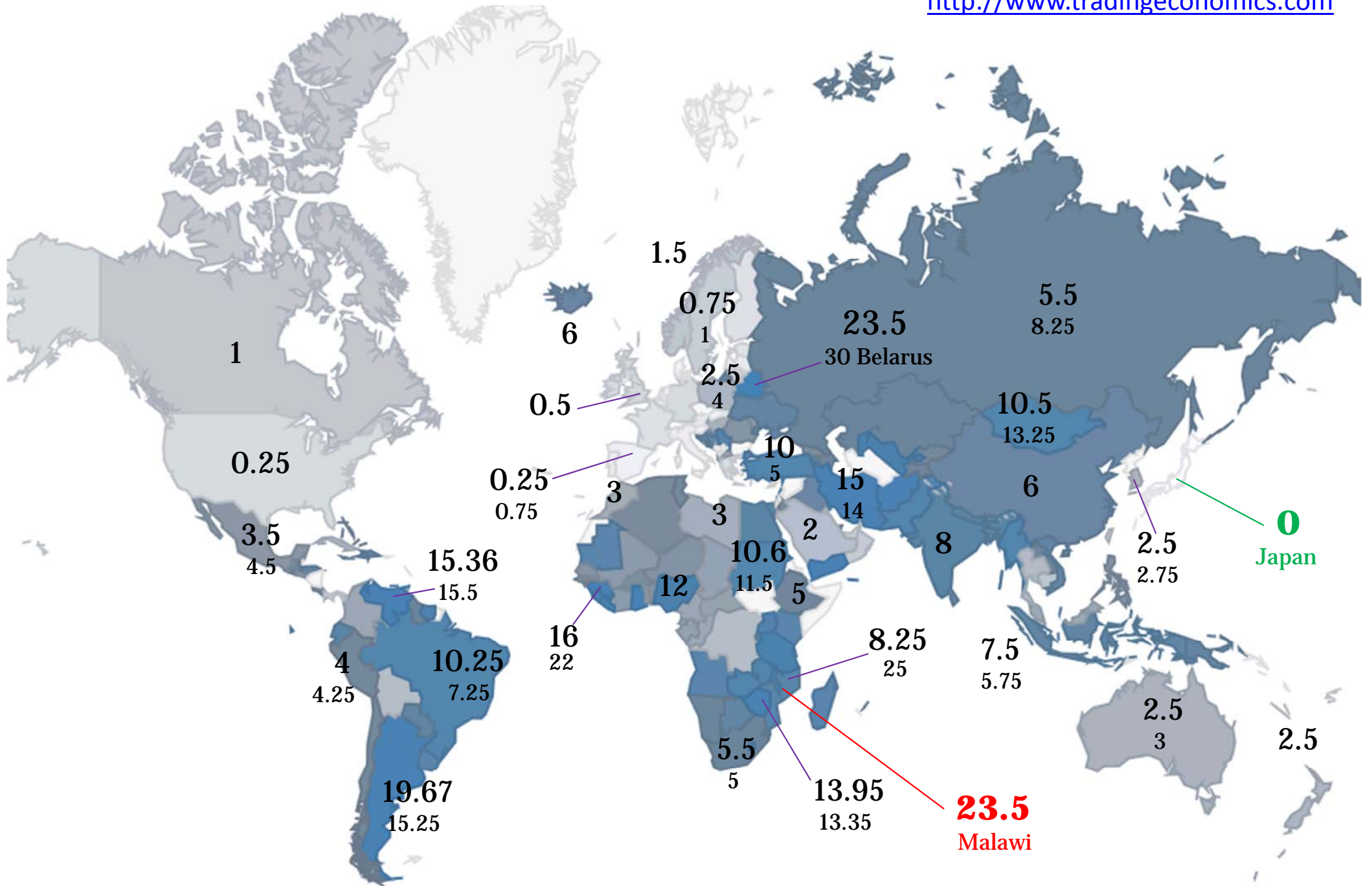


	<u>GDP BILLION USD</u>	<u>GDP YOY</u>	<u>GDP QOQ</u>	<u>INTEREST RATE</u>	<u>INFLATION RATE</u>	<u>JOBLESS RATE</u>
MONACO	6	0.90%				
SOUTH SUDAN	21	-55.80%			-8.80%	12.00%
CYPRUS	23	-5.50%	-0.80%	0.25%	-2.89%	17.50%
SOMALIA	1	2.60%			-2.41%	
BENIN	8	3.50%		3.50%	-1.80%	1.00%
GREECE	249	-3.00%	0.20%	0.25%	-1.70%	27.80%
BULGARIA	51	0.70%	0.50%	0.04%	-1.60%	12.00%
BOSNIA AND HERZEGOVIN	17	-0.50%		7.03%	-1.40%	44.50%
TOGO	4	5.00%		3.50%	-0.50%	6.80%
LATVIA	28	4.50%	1.30%	0.25%	-0.40%	11.80%
BAHAMAS	8	1.80%		4.50%	-0.36%	14.00%
SENEGAL	14	4.10%	-1.70%	3.50%	-0.10%	10.20%
MALI	10	-1.20%		3.50%	0.00%	10.50%
SWITZERLAND	632	1.90%	0.50%	0.00%	0.10%	3.50%
SWEDEN	526	0.30%	0.10%	0.75%	0.10%	7.50%
BURKINA FASO	10	8.00%		3.50%	0.10%	3.30%
LIECHTENSTEIN	5	-1.20%			0.10%	
CAPE VERDE	2	1.00%		9.75%	0.10%	16.80%
SPAIN	1349	-0.10%	0.30%	0.25%	0.20%	26.03%
PORTUGAL	212	-1.00%	0.20%	0.25%	0.20%	15.30%
IRELAND	210	1.70%	1.50%	0.25%	0.20%	12.30%
BRUNEI	17	-3.90%		5.50%	0.20%	1.10%
CROATIA	56	-0.60%	-0.10%	6.25%	0.28%	21.60%
MONTENEGRO	4	4.00%			0.30%	14.88%

	<u>GDP BILLION USD</u>	<u>GDP YOY</u>	<u>GDP QOQ</u>	<u>INTEREST RATE</u>	<u>INFLATION RATE</u>	<u>JOBLESS RATE</u>
VENEZUELA	382	1.10%	1.19%	15.36%	56.10%	5.60%
SYRIA	74	-2.30%			49.50%	14.90%
IRAN	549	-5.50%		15.00%	35.50%	10.30%
SUDAN	59	-0.60%		10.60%	29.40%	15.90%
MALAWI	4	5.00%		25.00%	23.50%	3.00%
BELARUS	63	0.70%		23.50%	15.33%	0.50%
GHANA	41	0.30%	0.50%	18.00%	13.50%	12.90%
MONGOLIA	10	11.50%	11.50%	10.50%	12.50%	3.60%
ERITREA	3	6.30%			12.30%	14.50%
EGYPT	257	1.04%	1.04%	8.25%	11.70%	13.40%
ARGENTINA	475	5.50%	-0.20%	19.67%	10.90%	6.80%
GUINEA	7	3.90%		16.00%	10.30%	22.30%
JAMAICA	15	0.50%	1.50%	5.75%	9.70%	15.40%
SIERRA LEONE	4	6.20%		12.00%	9.38%	3.40%
BHUTAN	2	4.60%		6.00%	9.12%	3.10%
URUGUAY	49	3.30%	-0.70%	9.25%	9.10%	6.50%
BURUNDI	2	4.20%		11.45%	9.00%	35.00%
YEMEN	36	0.10%		15.00%	8.60%	29.00%
LIBERIA	2	8.30%		13.53%	8.50%	3.70%
NEPAL	19	3.65%		8.00%	8.41%	3.00%
INDONESIA	878	5.72%	-1.42%	7.50%	8.22%	6.25%
NIGERIA	263	7.67%	7.67%	12.00%	8.00%	23.90%
PAKISTAN	231	3.59%	3.59%	10.00%	7.90%	6.00%
ETHIOPIA	43	8.50%		5.00%	7.80%	17.50%
TURKEY	789	4.40%	0.90%	10.00%	7.75%	9.70%

Interest rate · 7 February 2014 (January 2013)

<http://www.tradingeconomics.com>

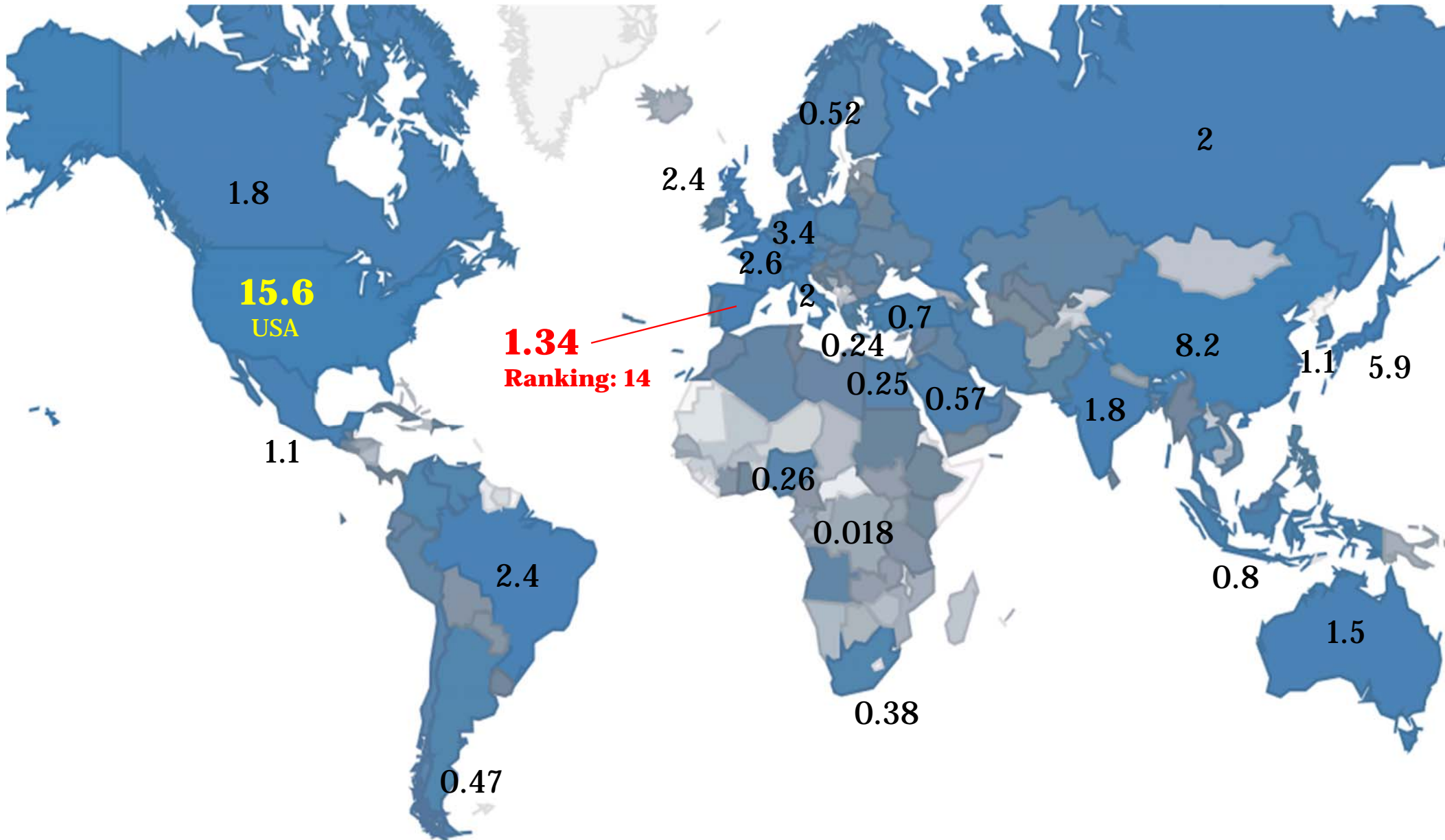


	<u>GDP BILLION USD</u>	<u>GDP YOY</u>	<u>GDP QOQ</u>	<u>INTEREST RATE</u>	<u>INFLATION RATE</u>	<u>JOBLESS RATE</u>
JAPAN	5960	2.40%	0.30%	0.00%	1.60%	3.70%
SWITZERLAND	632	1.90%	0.50%	0.00%	0.10%	3.50%
SINGAPORE	275	4.40%	-2.70%	0.01%	1.50%	1.80%
BULGARIA	51	0.70%	0.50%	0.04%	-1.60%	12.00%
CZECH REPUBLIC	230	-1.20%	0.20%	0.05%	1.40%	8.20%
DENMARK	314	0.50%	0.40%	0.20%	0.80%	4.30%
UNITED STATES	15685	2.70%	3.20%	0.25%	1.50%	6.70%
EURO AREA	12195	-0.30%	0.10%	0.25%	0.70%	12.00%
GERMANY	3400	1.10%	0.25%	0.25%	1.34%	5.10%
FRANCE	2613	0.20%	-0.10%	0.25%	0.70%	10.90%
ITALY	2013	-1.80%	0.00%	0.25%	0.70%	12.70%
SPAIN	1349	-0.10%	0.30%	0.25%	0.20%	26.03%
UNITED KINGDOM	2440	2.80%	0.70%	0.50%	2.00%	7.10%
HONG KONG	263	2.90%	0.50%	0.50%	4.30%	3.20%
MACAO	44	10.50%		0.50%	5.72%	1.90%
FIJI	4	2.50%		0.50%	2.30%	7.00%
SWEDEN	526	0.30%	0.10%	0.75%	0.10%	7.50%
LITHUANIA	42	3.30%	1.20%	0.75%	0.40%	10.90%
PANAMA	36	8.90%		0.75%	3.70%	4.00%
CANADA	1821	1.91%	0.70%	1.00%	1.20%	7.20%
UNITED ARAB EMIRATES	360	4.40%	4.40%	1.00%	1.44%	4.20%
ISRAEL	244	3.20%	0.58%	1.00%	1.80%	5.80%
OMAN	76	5.00%		1.00%	1.70%	15.00%
NEW CALEDONIA	10	3.10%		1.00%	0.70%	14.00%
CAMBODIA	14	7.20%		1.12%	4.12%	0.10%
NORWAY	500	2.10%	0.70%	1.50%	2.00%	3.50%
COMOROS	1	3.00%		1.67%	4.20%	13.50%

	<u>GDP BILLION USD</u>	<u>GDP YOY</u>	<u>GDP QOQ</u>	<u>INTEREST RATE</u>	<u>INFLATION RATE</u>	<u>JOBLESS RATE</u>
MALAWI	4	5.00%		25.00%	23.50%	3.00%
BELARUS	63	0.70%		23.50%	15.33%	0.50%
GAMBIA	1	6.30%		20.00%	5.88%	6.00%
ARGENTINA	475	5.50%	-0.20%	19.67%	10.90%	6.80%
GHANA	41	0.30%	0.50%	18.00%	13.50%	12.90%
GUINEA	7	3.90%		16.00%	10.30%	22.30%
VENEZUELA	382	1.10%	1.19%	15.36%	56.10%	5.60%
IRAN	549	-5.50%		15.00%	35.50%	10.30%
YEMEN	36	0.10%		15.00%	8.60%	29.00%
AFGHANISTAN	20	11.80%		15.00%	6.65%	15.00%
SAO TOME AND PRINCIPE	0	4.00%		14.00%	6.80%	14.00%
ZIMBABWE	11	4.40%		13.95%	0.33%	10.70%
LIBERIA	2	8.30%		13.53%	8.50%	3.70%
NIGERIA	263	7.67%	7.67%	12.00%	8.00%	23.90%
UZBEKISTAN	51	8.10%		12.00%	7.00%	4.80%
TANZANIA	28	6.50%	1.50%	12.00%	5.60%	10.70%
SIERRA LEONE	4	6.20%		12.00%	9.38%	3.40%
SURINAME	5	4.50%		11.74%	0.60%	8.00%
UGANDA	20	2.20%	-0.60%	11.50%	6.90%	4.20%
BURUNDI	2	4.20%		11.45%	9.00%	35.00%
DJIBOUTI	1	4.50%		10.61%	4.88%	59.50%
SUDAN	59	-0.60%		10.60%	29.40%	15.90%
BRAZIL	2435	2.20%	-0.50%	10.50%	5.91%	4.30%
MONGOLIA	10	11.50%	11.50%	10.50%	12.50%	3.60%

GDP (US\$ trillions) · 7 February 2014

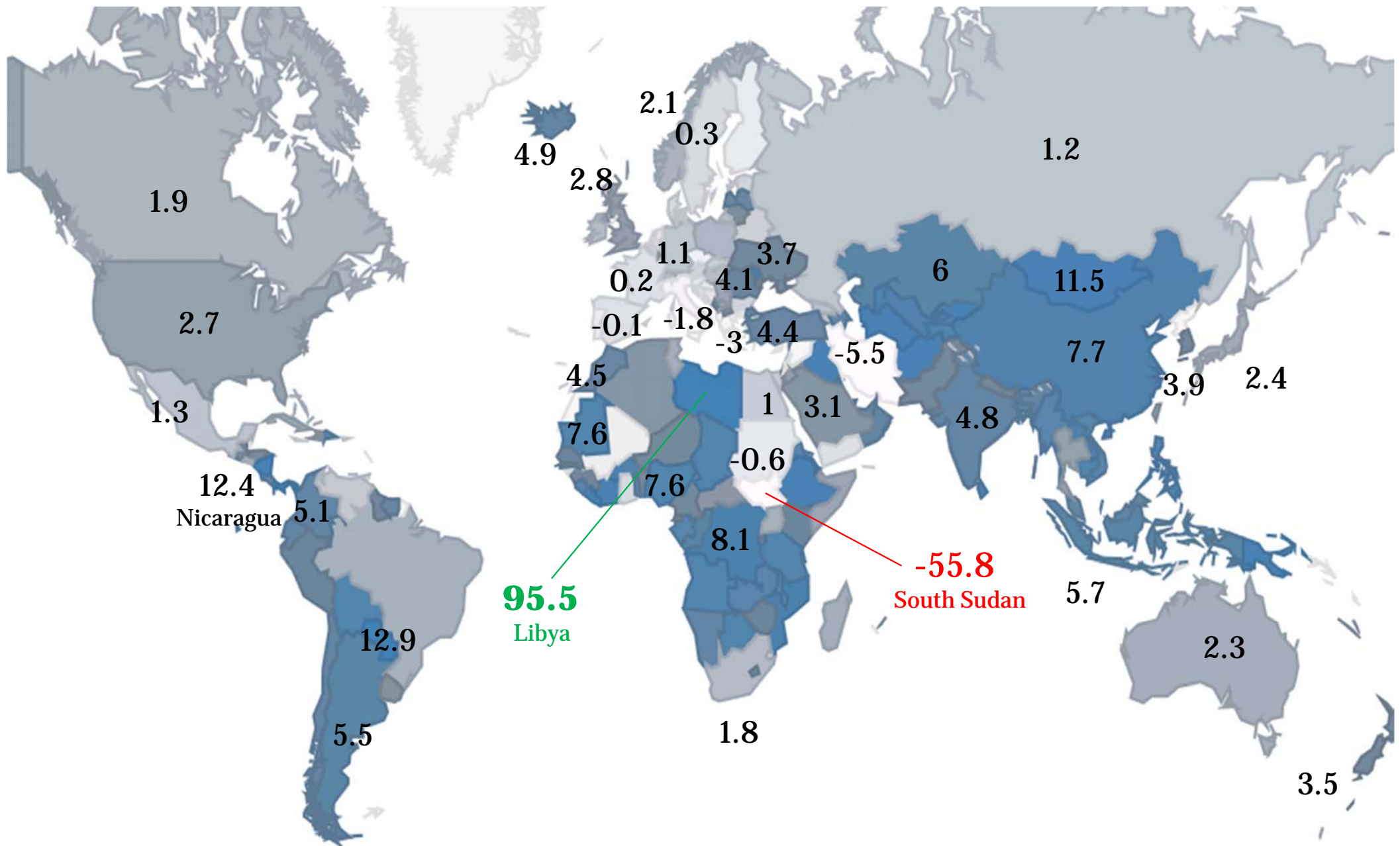
<http://www.tradingeconomics.com>



	GDP BILLION USD	GDP YOY	GDP QOQ	INTEREST RATE	INFLATION RATE	JOBLESS RATE	GOV. BUDGET	DEBT/GDP	CURRENT ACCOUNT	EXCHANGE RATE	POPULATIC
UNITED STATES	15685	2.70%	3.20%	0.25%	1.50%	6.70%	-4.10%	101.60%	-3.00	119.89	317.30
EURO AREA	12195	-0.30%	0.10%	0.25%	0.70%	12.00%	-3.70%	90.60%	1.50	1.35	332.88
CHINA	8230	7.70%	1.80%	6.00%	2.50%	4.00%	-1.50%	26.00%	2.30	6.06	1354.04
JAPAN	5960	2.40%	0.30%	0.00%	1.60%	3.70%	-9.20%	211.70%	1.10	102.10	127.22
GERMANY	3400	1.10%	0.25%	0.25%	1.34%	5.10%	-0.10%	81.00%	6.30	1.35	81.84
FRANCE	2613	0.20%	-0.10%	0.25%	0.70%	10.90%	-4.80%	90.20%	-1.90	1.35	65.28
UNITED KINGDOM	2440	2.80%	0.70%	0.50%	2.00%	7.10%	-6.10%	88.70%	-3.70	1.64	63.26
BRAZIL	2435	2.20%	-0.50%	10.50%	5.91%	4.30%	1.90%	65.10%	-2.40	2.41	193.94
RUSSIA	2015	1.20%	-0.26%	5.50%	6.10%	5.60%	-0.50%	8.40%	4.80	35.23	143.35
ITALY	2013	-1.80%	0.00%	0.25%	0.70%	12.70%	-3.00%	127.00%	-0.70	1.35	59.39
INDIA	1842	4.80%	0.60%	8.00%	6.16%	3.80%	-5.30%	67.57%	-4.60	62.72	1217.00
CANADA	1821	1.91%	0.70%	1.00%	1.20%	7.20%	-1.50%	84.60%	-3.70	1.11	35.06
AUSTRALIA	1521	2.30%	0.60%	2.50%	2.70%	5.80%	-3.00%	20.70%	-4.10	0.88	22.79
SPAIN	1349	-0.10%	0.30%	0.25%	0.20%	26.03%	-10.60%	86.00%	-1.90	1.35	46.20
MEXICO	1177	1.30%	0.84%	3.50%	3.97%	4.25%	-0.60%	42.85%	-0.82	13.37	116.90
SOUTH KOREA	1130	3.90%	0.90%	2.50%	1.10%	3.00%	-1.10%	34.80%	3.80	1085.19	50.00
INDONESIA	878	5.72%	-1.42%	7.50%	8.22%	6.25%	-1.77%	23.10%	-2.70	12213.00	245.90
TURKEY	789	4.40%	0.90%	10.00%	7.75%	9.70%	-2.80%	36.00%	-6.10	2.27	75.62
NETHERLANDS	772	-0.40%	0.20%	0.25%	1.67%	8.50%	-4.10%	71.30%	8.30	1.35	16.73
SWITZERLAND	632	1.90%	0.50%	0.00%	0.10%	3.50%	0.30%	35.30%	13.50	0.91	7.95
SAUDI ARABIA	577	3.10%	3.10%	2.00%	3.00%	5.60%	14.20%	3.60%	24.50	3.75	29.55
IRAN	549	-5.50%		15.00%	35.50%	10.30%	-0.17%	10.30%	4.90	24891.00	75.10
SWEDEN	526	0.30%	0.10%	0.75%	0.10%	7.50%	-0.20%	38.20%	7.20	6.55	9.48
NORWAY	500	2.10%	0.70%	1.50%	2.00%	3.50%	13.90%	28.30%	13.40	6.28	4.99
POLAND	490	1.90%	0.60%	2.50%	0.70%	13.40%	-3.90%	55.60%	-3.60	3.15	38.53
BELGIUM	484	0.90%	0.40%	0.25%	0.97%	8.40%	-4.00%	99.80%	1.50	1.35	11.08
ARGENTINA	475	5.50%	-0.20%	19.67%	10.90%	6.80%	-2.50%	43.20%	0.00	8.02	41.28
TAIWAN	474	2.92%	2.43%	1.88%	0.76%	4.12%	-1.60%	42.40%	10.50	30.33	23.31
AUSTRIA	400	0.70%	0.20%	0.25%	1.90%	9.80%	-2.50%	74.00%	1.80	1.35	8.44
SOUTH AFRICA	384	1.80%	0.70%	5.50%	5.40%	24.70%	-5.10%	39.90%	-6.30	11.17	52.20
VENEZUELA	382	1.10%	1.19%	15.36%	56.10%	5.60%	-8.50%	49.00%	7.10	6.29	29.72
COLOMBIA	370	5.10%	1.10%	3.25%	2.13%	8.44%	0.20%	32.30%	-3.10	2010.00	47.10
THAILAND	366	2.70%	1.30%	2.25%	1.93%	0.72%	-4.10%	44.30%	-0.40	33.03	66.79

GDP growth rate (annual, %) · 7 February 2014

<http://www.tradingeconomics.com>

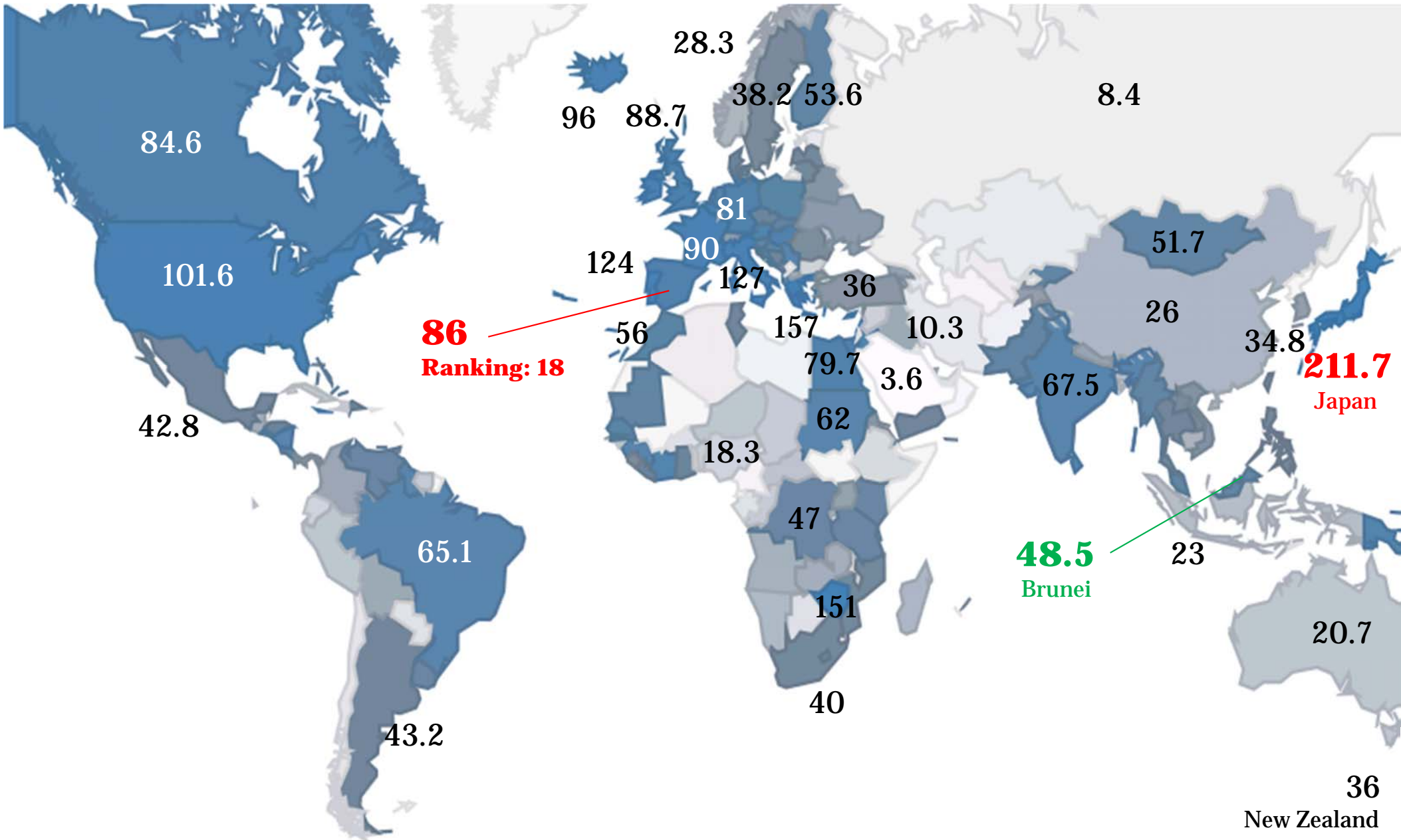


	GDP BILLION USD	GDP YOY	GDP QOQ	INTEREST RATE	INFLATION RATE	JOBLESS RATE
SOUTH SUDAN	21	-55.80%			-8.80%	12.00%
IRAN	549	-5.50%		15.00%	35.50%	10.30%
CYPRUS	23	-5.50%	-0.80%	0.25%	-2.89%	17.50%
BRUNEI	17	-3.90%		5.50%	0.20%	1.10%
GREECE	249	-3.00%	0.20%	0.25%	-1.70%	27.80%
SYRIA	74	-2.30%			49.50%	14.90%
ALBANIA	13	-2.30%	-2.00%	3.00%	1.90%	12.80%
ITALY	2013	-1.80%	0.00%	0.25%	0.70%	12.70%
GUINEA BISSAU	1	-1.50%		3.50%	1.60%	7.60%
CZECH REPUBLIC	230	-1.20%	0.20%	0.05%	1.40%	8.20%
MALI	10	-1.20%		3.50%	0.00%	10.50%
LIECHTENSTEIN	5	-1.20%			0.10%	
FINLAND	250	-1.00%	0.00%	0.25%	1.61%	7.90%
PORTUGAL	212	-1.00%	0.20%	0.25%	0.20%	15.30%
SUDAN	59	-0.60%		10.60%	29.40%	15.90%
CROATIA	56	-0.60%	-0.10%	6.25%	0.28%	21.60%
SLOVENIA	45	-0.60%	0.00%	0.25%	0.70%	13.00%
TRINIDAD AND TOBAGO	24	-0.50%		2.75%	5.60%	4.80%
BOSNIA AND HERZEGOVIN	17	-0.50%		7.03%	-1.40%	44.50%
NETHERLANDS	772	-0.40%	0.20%	0.25%	1.67%	8.50%
EURO AREA	12195	-0.30%	0.10%	0.25%	0.70%	12.00%
SPAIN	1349	-0.10%	0.30%	0.25%	0.20%	26.03%
YEMEN	36	0.10%		15.00%	8.60%	29.00%
FRANCE	2613	0.20%	-0.10%	0.25%	0.70%	10.90%
SWAZILAND	4	0.21%		5.00%	4.40%	28.20%
SWEDEN	526	0.30%	0.10%	0.75%	0.10%	7.50%
GHANA	41	0.30%	0.50%	18.00%	13.50%	12.90%
DENMARK	314	0.50%	0.40%	0.20%	0.80%	4.30%

	GDP BILLION USD	GDP YOY	GDP QOQ	INTEREST RATE	INFLATION RATE	JOBLESS RATE
LIBYA	82	95.50%		3.00%	1.70%	19.50%
PARAGUAY	26	12.90%	1.40%	6.50%	3.90%	7.70%
MOLDOVA	7	12.90%	0.91%	3.50%	5.20%	3.90%
NICARAGUA	11	12.40%			5.06%	7.40%
AFGHANISTAN	20	11.80%		15.00%	6.65%	15.00%
MONGOLIA	10	11.50%	11.50%	10.50%	12.50%	3.60%
TURKMENISTAN	34	11.10%			6.00%	2.60%
EAST TIMOR	1	10.60%			4.00%	3.60%
MACAO	44	10.50%		0.50%	5.72%	1.90%
IRAQ	210	10.20%		6.00%	3.10%	16.00%
IVORY COAST	25	9.80%		3.50%	0.40%	15.70%
PAPUA NEW GUINEA	16	9.20%		6.25%	3.20%	1.90%
KYRGYZSTAN	6	9.20%		4.16%	4.00%	7.70%
PANAMA	36	8.90%		0.75%	3.70%	4.00%
ETHIOPIA	43	8.50%		5.00%	7.80%	17.50%
LIBERIA	2	8.30%		13.53%	8.50%	3.70%
UZBEKISTAN	51	8.10%		12.00%	7.00%	4.80%
CONGO	18	8.10%		2.00%	1.82%	46.30%
MOZAMBIQUE	15	8.10%	1.40%	8.25%	3.54%	17.00%
BURKINA FASO	10	8.00%		3.50%	0.10%	3.30%
LAOS	9	7.90%		5.00%	6.65%	1.90%
SRI LANKA	59	7.80%	7.80%	6.50%	4.40%	4.40%
CHINA	8230	7.70%	1.80%	6.00%	2.50%	4.00%
NIGERIA	263	7.67%	7.67%	12.00%	8.00%	23.90%
MAURITANIA	4	7.60%		9.00%	4.10%	10.10%
ANGOLA	114	7.40%	7.40%	9.25%	7.69%	25.00%
TAJIKISTAN	7	7.40%		4.80%	3.70%	2.50%

Debt to GDP (%) · 7 February 2014

<http://www.tradingeconomics.com>

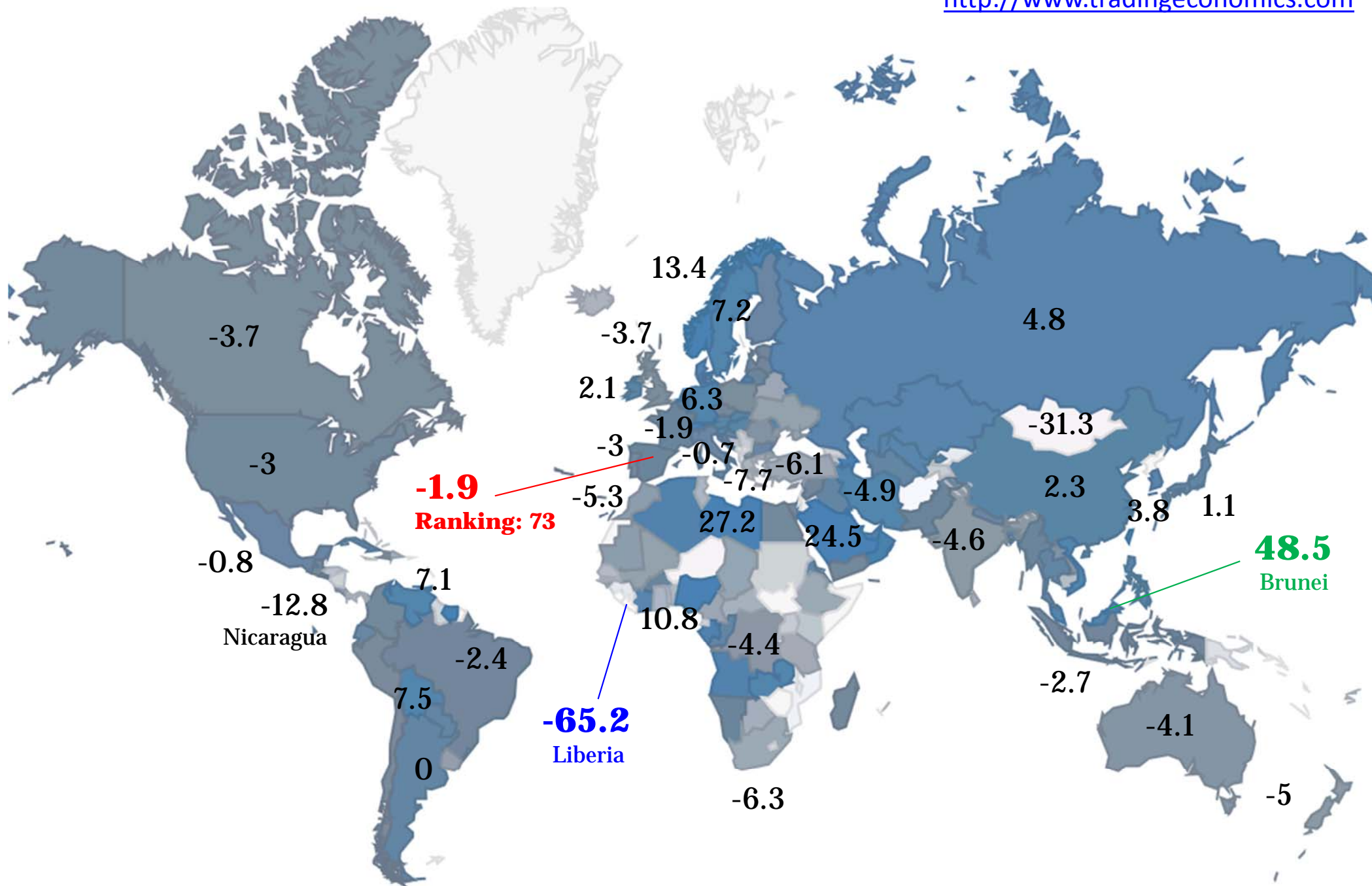


	<u>GDP BILLION USD</u>	<u>GDP YOY</u>	<u>GDP QOQ</u>	<u>INTEREST RATE</u>	<u>INFLATION RATE</u>	<u>JOBLESS RATE</u>	<u>GOV. BUDGET</u>	<u>DEBT/GDP</u>
BRUNEI	17	-3.90%		5.50%	0.20%	1.10%	23.98%	0.00%
SAUDI ARABIA	577	3.10%	3.10%	2.00%	3.00%	5.60%	14.20%	3.60%
OMAN	76	5.00%		1.00%	1.70%	15.00%	1.70%	4.50%
EQUATORIAL GUINEA	18	4.00%		3.25%	3.10%	22.30%	-3.00%	5.80%
KUWAIT	177	6.10%		2.00%	2.70%	2.72%	33.00%	6.20%
CAMEROON	25	3.80%	1.20%	3.25%	2.00%	3.80%	-3.50%	6.50%
TURKMENISTAN	34	11.10%			6.00%	2.60%	6.80%	7.28%
LIBYA	82	95.50%		3.00%	1.70%	19.50%	-42.80%	7.80%
AFGHANISTAN	20	11.80%		15.00%	6.65%	15.00%	-17.90%	8.00%
SWAZILAND	4	0.21%		5.00%	4.40%	28.20%	-1.00%	8.38%
RUSSIA	2015	1.20%	-0.26%	5.50%	6.10%	5.60%	-0.50%	8.40%
UZBEKISTAN	51	8.10%		12.00%	7.00%	4.80%	0.43%	8.70%
ALGERIA	208	3.10%	3.10%	4.00%	1.15%	9.80%	-3.30%	8.80%
KAZAKHSTAN	202	6.00%	8.60%	5.50%	4.50%	5.20%	-2.90%	9.60%
ESTONIA	22	0.70%	0.60%	0.25%	1.10%	8.00%	-0.20%	9.80%
IRAN	549	-5.50%		15.00%	35.50%	10.30%	-0.17%	10.30%
AZERBAIJAN	67	5.40%		4.75%	2.40%	5.20%	0.30%	11.20%
CHILE	268	4.70%	1.30%	4.50%	3.00%	5.67%	-0.70%	12.20%
PARAGUAY	26	12.90%	1.40%	6.50%	3.90%	7.70%	-1.50%	12.50%
GABON	19	6.10%		3.25%	3.65%	16.00%	8.50%	13.80%
UNITED ARAB EMIRATES	360	4.40%	4.40%	1.00%	1.44%	4.20%	8.80%	14.60%
BOTSWANA	14	7.10%	0.40%	7.50%	4.10%	17.80%	0.70%	16.10%
BURKINA FASO	10	8.00%		3.50%	0.10%	3.30%	-0.50%	16.20%
HAITI	8	2.80%		7.00%	3.40%	40.60%	-0.15%	16.20%
MALAWI	4	5.00%		25.00%	23.50%	3.00%	-7.20%	16.30%
ETHIOPIA	43	8.50%		5.00%	7.80%	17.50%	0.20%	17.00%
BURUNDI	2	4.20%		11.45%	9.00%	35.00%	-7.90%	17.40%

	<u>GDP BILLION USD</u>	<u>GDP YOY</u>	<u>GDP QOQ</u>	<u>INTEREST RATE</u>	<u>INFLATION RATE</u>	<u>JOBLESS RATE</u>	<u>GOV. BUDGET</u>	<u>DEBT/GDP</u>
JAPAN	5960	2.40%	0.30%	0.00%	1.60%	3.70%	-9.20%	211.70%
GREECE	249	-3.00%	0.20%	0.25%	-1.70%	27.80%	-9.00%	156.90%
ZIMBABWE	11	4.40%		13.95%	0.33%	10.70%	-4.00%	150.90%
JAMAICA	15	0.50%	1.50%	5.75%	9.70%	15.40%	-1.90%	145.80%
LEBANON	43	0.60%		10.00%	1.10%	5.83%	-9.50%	139.50%
ITALY	2013	-1.80%	0.00%	0.25%	0.70%	12.70%	-3.00%	127.00%
PORTUGAL	212	-1.00%	0.20%	0.25%	0.20%	15.30%	-6.40%	124.10%
IRELAND	210	1.70%	1.50%	0.25%	0.20%	12.30%	-8.20%	117.40%
UNITED STATES	15685	2.70%	3.20%	0.25%	1.50%	6.70%	-4.10%	101.60%
BELGIUM	484	0.90%	0.40%	0.25%	0.97%	8.40%	-4.00%	99.80%
SINGAPORE	275	4.40%	-2.70%	0.01%	1.50%	1.80%	1.30%	97.90%
ICELAND	14	4.90%	6.10%	6.00%	3.10%	4.60%	-1.50%	96.20%
EURO AREA	12195	-0.30%	0.10%	0.25%	0.70%	12.00%	-3.70%	90.60%
FRANCE	2613	0.20%	-0.10%	0.25%	0.70%	10.90%	-4.80%	90.20%
BHUTAN	2	4.60%		6.00%	9.12%	3.10%	0.90%	89.40%
UNITED KINGDOM	2440	2.80%	0.70%	0.50%	2.00%	7.10%	-6.10%	88.70%
CYPRUS	23	-5.50%	-0.80%	0.25%	-2.89%	17.50%	-6.40%	86.60%
SPAIN	1349	-0.10%	0.30%	0.25%	0.20%	26.03%	-10.60%	86.00%
CANADA	1821	1.91%	0.70%	1.00%	1.20%	7.20%	-1.50%	84.60%
GERMANY	3400	1.10%	0.25%	0.25%	1.34%	5.10%	-0.10%	81.00%
HUNGARY	126	1.80%	0.90%	2.85%	0.40%	9.10%	-2.00%	79.80%
EGYPT	257	1.04%	1.04%	8.25%	11.70%	13.40%	-13.80%	79.70%
ISRAEL	244	3.20%	0.58%	1.00%	1.80%	5.80%	-4.20%	79.50%
SRI LANKA	59	7.80%	7.80%	6.50%	4.40%	4.40%	-6.40%	79.10%
IVORY COAST	25	9.80%		3.50%	0.40%	15.70%	-2.50%	78.80%
SAO TOME AND PRINCIPE	0	4.00%		14.00%	6.80%	14.00%	-9.40%	75.80%
AUSTRIA	400	0.70%	0.20%	0.25%	1.90%	9.80%	-2.50%	74.00%

Current account to GDP (%) · 7 February 2014

<http://www.tradingeconomics.com>



	GDP BILLION USD	GDP YOY	GDP QOQ	INTEREST RATE	INFLATION RATE	JOBLESS RATE	GOV. BUDGET	DEBT/GDP	CURRENT ACCOUNT
LIBERIA	2	8.30%		13.53%	8.50%	3.70%	-0.70%	44.90%	-65.20
SIERRA LEONE	4	6.20%		12.00%	9.38%	3.40%	-2.90%	37.90%	-55.70
AFGHANISTAN	20	11.80%		15.00%	6.65%	15.00%	-17.90%	8.00%	-40.00
SAO TOME AND PRINCIPE	0	4.00%		14.00%	6.80%	14.00%	-9.40%	75.80%	-38.00
ZIMBABWE	11	4.40%		13.95%	0.33%	10.70%	-4.00%	150.90%	-35.30
MONGOLIA	10	11.50%	11.50%	10.50%	12.50%	3.60%	-2.00%	51.70%	-31.30
NIGER	7	3.60%		3.50%	1.10%	2.25%	0.10%	20.20%	-28.20
MALDIVES	2	3.40%		7.00%	3.60%	11.70%	-4.70%	68.44%	-27.10
MOZAMBIQUE	15	8.10%	1.40%	8.25%	3.54%	17.00%	-6.80%	39.90%	-25.50
BHUTAN	2	4.60%		6.00%	9.12%	3.10%	0.90%	89.40%	-25.00
SEYCHELLES	1	4.00%		9.64%	3.40%	1.70%	2.50%	42.00%	-24.60
PALESTINE	7	2.60%			2.71%	23.70%	-0.80%	24.20%	-21.40
JORDAN	31	2.80%		4.25%	3.30%	14.00%	-6.40%	71.90%	-20.90
KYRGYZSTAN	6	9.20%		4.16%	4.00%	7.70%	-6.60%	51.10%	-20.80
MALAWI	4	5.00%		25.00%	23.50%	3.00%	-7.20%	16.30%	-18.50
KOSOVO	6	2.50%			0.50%	30.90%	-1.86%		-18.31
GUINEA	7	3.90%		16.00%	10.30%	22.30%	-1.40%	64.12%	-18.28
CAYMAN ISLANDS	3	1.20%			2.80%	6.20%	-1.10%	24.90%	-18.10
BURUNDI	2	4.20%		11.45%	9.00%	35.00%	-7.90%	17.40%	-18.10
MONTENEGRO	4	4.00%			0.30%	14.88%	-5.90%	48.90%	-17.65
PAPUA NEW GUINEA	16	9.20%		6.25%	3.20%	1.90%	-1.50%	72.90%	-17.50
GAMBIA	1	6.30%		20.00%	5.88%	6.00%	-3.80%	31.40%	-17.50
LESOTHO	2	4.00%		10.12%	5.25%	25.30%	-0.30%	44.60%	-17.30
EQUATORIAL GUINEA	18	4.00%		3.25%	3.10%	22.30%	-3.00%	5.80%	-16.40
LEBANON	43	0.60%		10.00%	1.10%	5.83%	-9.50%	139.50%	-16.10
BAHAMAS	8	1.80%		4.50%	-0.36%	14.00%	-5.60%	49.90%	-14.10
CAPE VERDE	2	1.00%		9.75%	0.10%	16.80%	-14.00%	57.00%	-14.10
COMOROS	1	3.00%		1.67%	4.20%	13.50%	3.10%	39.30%	-14.10
ALBANIA	13	-2.30%	-2.00%	3.00%	1.90%	12.80%	-3.50%	60.60%	-13.24
GUYANA	3	3.90%		5.00%	1.80%	21.00%	-3.38%	63.30%	-13.20
DJIBOUTI	1	4.50%		10.61%	4.88%	59.50%	-2.00%	52.80%	-12.90

<http://www.tradingeconomics.com> · 7 February 2014

	GDP BILLION USD	GDP YOY	GDP QOQ	INTEREST RATE	INFLATION RATE	JOBLESS RATE	GOV. BUDGET	DEBT/GDP	CURRENT ACCOUNT
BRUNEI	17	-3.90%		5.50%	0.20%	1.10%	23.98%	0.00%	48.50
KUWAIT	177	6.10%		2.00%	2.70%	2.72%	33.00%	6.20%	45.00
MACAO	44	10.50%		0.50%	5.72%	1.90%			44.27
EAST TIMOR	1	10.60%			4.00%	3.60%	3.61%		41.58
QATAR	183	6.20%	4.30%	4.50%	2.70%	0.50%	13.40%	29.50%	29.50
LIBYA	82	95.50%		3.00%	1.70%	19.50%	-42.80%	7.80%	27.20
SAUDI ARABIA	577	3.10%	3.10%	2.00%	3.00%	5.60%	14.20%	3.60%	24.50
AZERBAIJAN	67	5.40%		4.75%	2.40%	5.20%	0.30%	11.20%	20.30
SINGAPORE	275	4.40%	-2.70%	0.01%	1.50%	1.80%	1.30%	97.90%	18.60
BAHRAIN	27	4.60%	-0.30%	2.25%	4.00%	3.80%	-2.00%	31.60%	15.40
SURINAME	5	4.50%		11.74%	0.60%	8.00%	-2.80%	19.70%	15.01
SWITZERLAND	632	1.90%	0.50%	0.00%	0.10%	3.50%	0.30%	35.30%	13.50
NORWAY	500	2.10%	0.70%	1.50%	2.00%	3.50%	13.90%	28.30%	13.40
TRINIDAD AND TOBAGO	24	-0.50%		2.75%	5.60%	4.80%	-1.20%	37.30%	12.10
NIGERIA	263	7.67%	7.67%	12.00%	8.00%	23.90%	0.30%	18.30%	10.80
TAIWAN	474	2.92%	2.43%	1.88%	0.76%	4.12%	-1.60%	42.40%	10.50
OMAN	76	5.00%		1.00%	1.70%	15.00%	1.70%	4.50%	10.40
ALGERIA	208	3.10%	3.10%	4.00%	1.15%	9.80%	-3.30%	8.80%	9.90
ANGOLA	114	7.40%	7.40%	9.25%	7.69%	25.00%	7.80%	29.29%	9.60
GABON	19	6.10%		3.25%	3.65%	16.00%	8.50%	13.80%	9.60
UNITED ARAB EMIRATES	360	4.40%	4.40%	1.00%	1.44%	4.20%	8.80%	14.60%	8.60
NETHERLANDS	772	-0.40%	0.20%	0.25%	1.67%	8.50%	-4.10%	71.30%	8.30
MALAYSIA	304	5.00%	1.70%	3.00%	3.20%	3.40%	-4.50%	53.10%	7.90
BOLIVIA	27	6.83%	3.33%	2.06%	6.50%	7.50%	1.80%	31.40%	7.50
VIETNAM	142	6.04%	5.54%	7.00%	5.45%	2.22%	-6.90%	37.30%	7.40
SWEDEN	526	0.30%	0.10%	0.75%	0.10%	7.50%	-0.20%	38.20%	7.20
VENEZUELA	382	1.10%	1.19%	15.36%	56.10%	5.60%	-8.50%	49.00%	7.10
MOLDOVA	7	12.90%	0.91%	3.50%	5.20%	3.90%	-2.10%	22.55%	7.00
GERMANY	3400	1.10%	0.25%	0.25%	1.34%	5.10%	-0.10%	81.00%	6.30
LUXEMBOURG	57	2.70%	0.20%	0.25%	1.50%	7.10%	-0.60%	21.70%	6.30
ZAMBIA	21	6.50%		9.75%	7.30%	15.00%	-6.70%	31.20%	5.40
IRAN	549	-5.50%		15.00%	35.50%	10.30%	-0.17%	10.30%	4.90
RUSSIA	2015	1.20%	-0.26%	5.50%	6.10%	5.60%	-0.50%	8.40%	4.80