

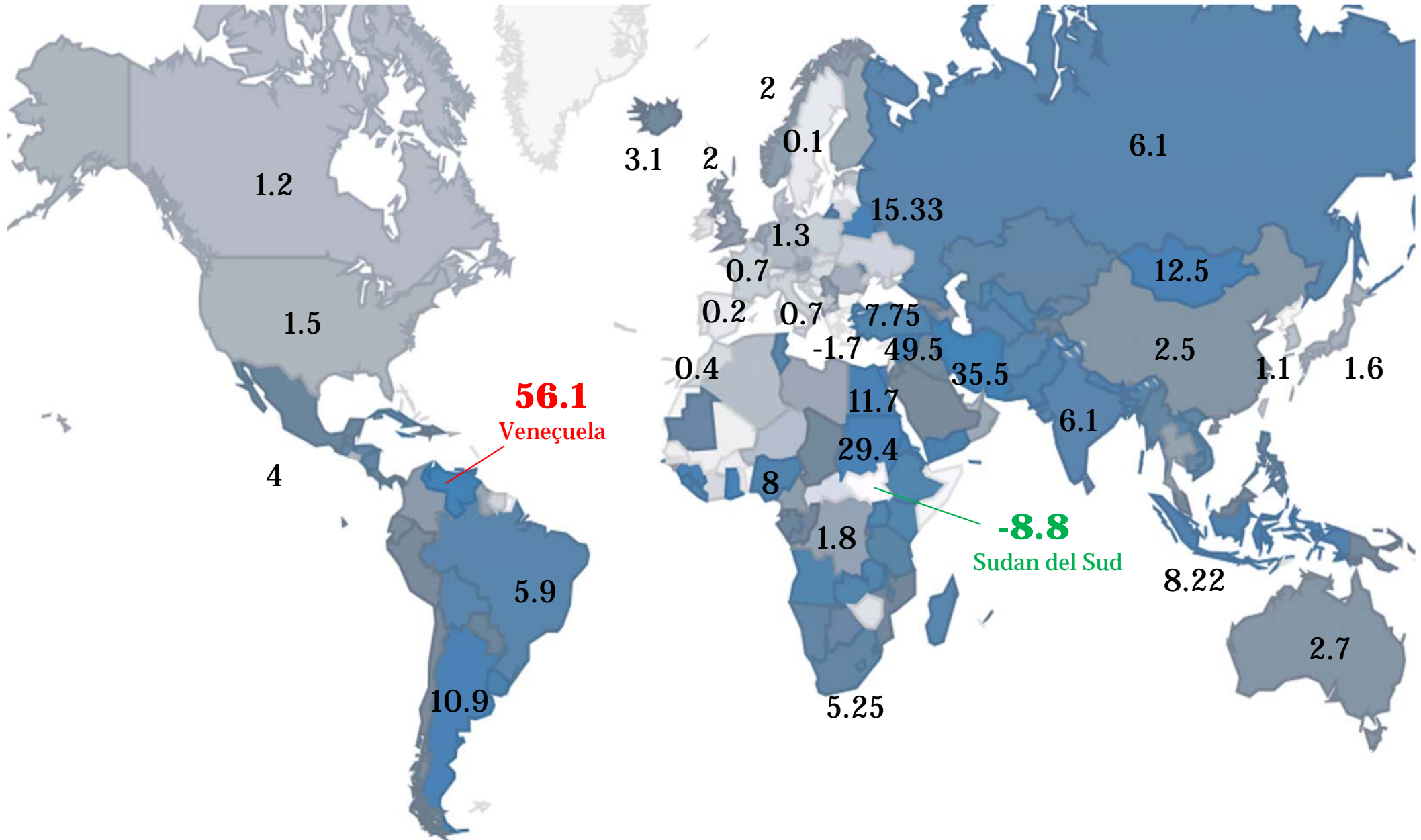
|                  | <u>GDP BILLION USD</u> | <u>GDP YOY</u> | <u>GDP QOQ</u> | <u>INTEREST RATE</u> | <u>INFLATION RATE</u> | <u>JOBLESS RATE</u> |
|------------------|------------------------|----------------|----------------|----------------------|-----------------------|---------------------|
| CAMBODIA         | 14                     | 7.20%          |                | 1.12%                | 4.12%                 | 0.10%               |
| QATAR            | 183                    | 6.20%          | 4.30%          | 4.50%                | 2.70%                 | 0.50%               |
| BELARUS          | 63                     | 0.70%          |                | 23.50%               | 15.33%                | 0.50%               |
| THAILAND         | 366                    | 2.70%          | 1.30%          | 2.25%                | 1.93%                 | 0.72%               |
| BENIN            | 8                      | 3.50%          |                | 3.50%                | -1.80%                | 1.00%               |
| BRUNEI           | 17                     | -3.90%         |                | 5.50%                | 0.20%                 | 1.10%               |
| SEYCHELLES       | 1                      | 4.00%          |                | 9.64%                | 3.40%                 | 1.70%               |
| SINGAPORE        | 275                    | 4.40%          | -2.70%         | 0.01%                | 1.50%                 | 1.80%               |
| MACAO            | 44                     | 10.50%         |                | 0.50%                | 5.72%                 | 1.90%               |
| PAPUA NEW GUINEA | 16                     | 9.20%          |                | 6.25%                | 3.20%                 | 1.90%               |
| LAOS             | 9                      | 7.90%          |                | 5.00%                | 6.65%                 | 1.90%               |
| VIETNAM          | 142                    | 6.04%          | 5.54%          | 7.00%                | 5.45%                 | 2.22%               |
| NIGER            | 7                      | 3.60%          |                | 3.50%                | 1.10%                 | 2.25%               |
| TAJIKISTAN       | 7                      | 7.40%          |                | 4.80%                | 3.70%                 | 2.50%               |
| TURKMENISTAN     | 34                     | 11.10%         |                |                      | 6.00%                 | 2.60%               |
| KUWAIT           | 177                    | 6.10%          |                | 2.00%                | 2.70%                 | 2.72%               |
| GUATEMALA        | 51                     | 3.60%          |                | 5.00%                | 4.39%                 | 2.90%               |
| SOUTH KOREA      | 1130                   | 3.90%          | 0.90%          | 2.50%                | 1.10%                 | 3.00%               |
| NEPAL            | 19                     | 3.65%          |                | 8.00%                | 8.41%                 | 3.00%               |
| MALAWI           | 4                      | 5.00%          |                | 25.00%               | 23.50%                | 3.00%               |



|                       | <u>GDP BILLION USD</u> | <u>GDP YOY</u> | <u>GDP QOQ</u> | <u>INTEREST RATE</u> | <u>INFLATION RATE</u> | <u>JOBLESS RATE</u> |
|-----------------------|------------------------|----------------|----------------|----------------------|-----------------------|---------------------|
| DJIBOUTI              | 1                      | 4.50%          |                | 10.61%               | 4.88%                 | 59.50%              |
| CONGO                 | 18                     | 8.10%          |                | 2.00%                | 1.82%                 | 46.30%              |
| BOSNIA AND HERZEGOVIN | 17                     | -0.50%         |                | 7.03%                | -1.40%                | 44.50%              |
| HAITI                 | 8                      | 2.80%          |                | 7.00%                | 3.40%                 | 40.60%              |
| KENYA                 | 37                     | 4.40%          | 1.60%          | 8.50%                | 7.21%                 | 40.00%              |
| BURUNDI               | 2                      | 4.20%          |                | 11.45%               | 9.00%                 | 35.00%              |
| KOSOVO                | 6                      | 2.50%          |                |                      | 0.50%                 | 30.90%              |
| RWANDA                | 7                      | 3.90%          | 9.90%          | 7.00%                | 3.65%                 | 30.00%              |
| YEMEN                 | 36                     | 0.10%          |                | 15.00%               | 8.60%                 | 29.00%              |
| MACEDONIA             | 10                     | 3.30%          | 3.30%          | 3.25%                | 1.40%                 | 28.70%              |
| SWAZILAND             | 4                      | 0.21%          |                | 5.00%                | 4.40%                 | 28.20%              |
| GREECE                | 249                    | -3.00%         | 0.20%          | 0.25%                | -1.70%                | 27.80%              |
| REPUBLIC OF THE CONGO | 14                     | 5.70%          |                | 3.25%                | 3.40%                 | 26.60%              |
| <b>SPAIN</b>          | <b>1349</b>            | <b>-0.10%</b>  | <b>0.30%</b>   | <b>0.25%</b>         | <b>0.20%</b>          | <b>26.03%</b>       |
| LESOTHO               | 2                      | 4.00%          |                | 10.12%               | 5.25%                 | 25.30%              |
| ANGOLA                | 114                    | 7.40%          | 7.40%          | 9.25%                | 7.69%                 | 25.00%              |
| SOUTH AFRICA          | 384                    | 1.80%          | 0.70%          | 5.50%                | 5.40%                 | 24.70%              |
| NIGERIA               | 263                    | 7.67%          | 7.67%          | 12.00%               | 8.00%                 | 23.90%              |
| PALESTINE             | 7                      | 2.60%          |                |                      | 2.71%                 | 23.70%              |
| CHAD                  | 11                     | 7.20%          |                | 3.25%                | 3.10%                 | 22.60%              |
| EQUATORIAL GUINEA     | 18                     | 4.00%          |                | 3.25%                | 3.10%                 | 22.30%              |
| GUINEA                | 7                      | 3.90%          |                | 16.00%               | 10.30%                | 22.30%              |
| CROATIA               | 56                     | -0.60%         | -0.10%         | 6.25%                | 0.28%                 | 21.60%              |
| GUYANA                | 3                      | 3.90%          |                | 5.00%                | 1.80%                 | 21.00%              |
| SERBIA                | 37                     | 2.60%          | 1.40%          | 9.50%                | 2.20%                 | 20.10%              |
| LIBYA                 | 82                     | 95.50%         |                | 3.00%                | 1.70%                 | 19.50%              |

# Taxa d'inflació · 7 febrer 2014

<http://www.tradingeconomics.com>





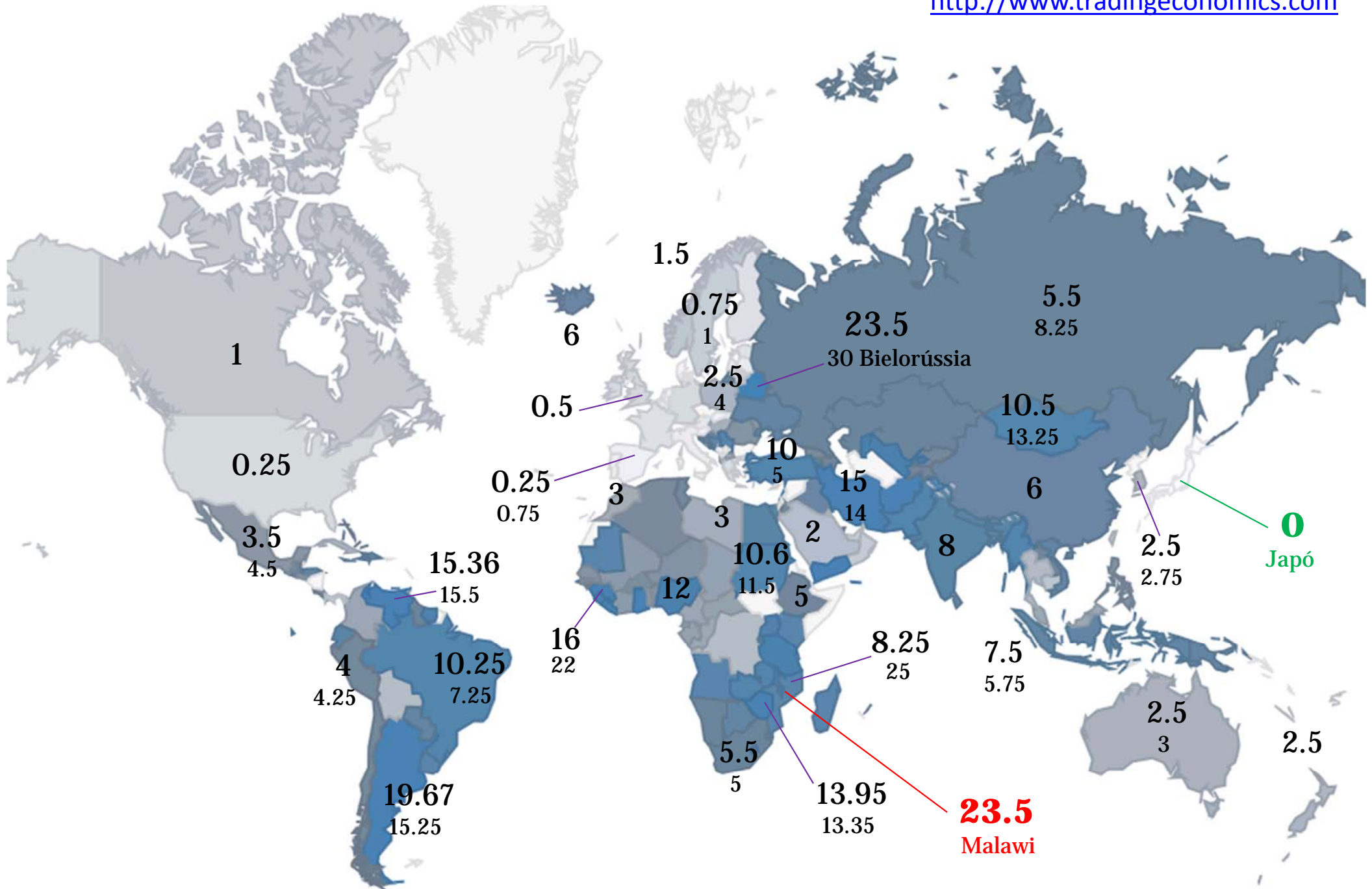
|                       | <u>GDP BILLION USD</u> | <u>GDP YOY</u> | <u>GDP QOQ</u> | <u>INTEREST RATE</u> | <u>INFLATION RATE</u> | <u>JOBLESS RATE</u> |
|-----------------------|------------------------|----------------|----------------|----------------------|-----------------------|---------------------|
| MONACO                | 6                      | 0.90%          |                |                      |                       |                     |
| SOUTH SUDAN           | 21                     | -55.80%        |                |                      | -8.80%                | 12.00%              |
| CYPRUS                | 23                     | -5.50%         | -0.80%         | 0.25%                | -2.89%                | 17.50%              |
| SOMALIA               | 1                      | 2.60%          |                |                      | -2.41%                |                     |
| BENIN                 | 8                      | 3.50%          |                | 3.50%                | -1.80%                | 1.00%               |
| GREECE                | 249                    | -3.00%         | 0.20%          | 0.25%                | -1.70%                | 27.80%              |
| BULGARIA              | 51                     | 0.70%          | 0.50%          | 0.04%                | -1.60%                | 12.00%              |
| BOSNIA AND HERZEGOVIN | 17                     | -0.50%         |                | 7.03%                | -1.40%                | 44.50%              |
| TOGO                  | 4                      | 5.00%          |                | 3.50%                | -0.50%                | 6.80%               |
| LATVIA                | 28                     | 4.50%          | 1.30%          | 0.25%                | -0.40%                | 11.80%              |
| BAHAMAS               | 8                      | 1.80%          |                | 4.50%                | -0.36%                | 14.00%              |
| SENEGAL               | 14                     | 4.10%          | -1.70%         | 3.50%                | -0.10%                | 10.20%              |
| MALI                  | 10                     | -1.20%         |                | 3.50%                | 0.00%                 | 10.50%              |
| SWITZERLAND           | 632                    | 1.90%          | 0.50%          | 0.00%                | 0.10%                 | 3.50%               |
| SWEDEN                | 526                    | 0.30%          | 0.10%          | 0.75%                | 0.10%                 | 7.50%               |
| BURKINA FASO          | 10                     | 8.00%          |                | 3.50%                | 0.10%                 | 3.30%               |
| LIECHTENSTEIN         | 5                      | -1.20%         |                |                      | 0.10%                 |                     |
| CAPE VERDE            | 2                      | 1.00%          |                | 9.75%                | 0.10%                 | 16.80%              |
| SPAIN                 | 1349                   | -0.10%         | 0.30%          | 0.25%                | 0.20%                 | 26.03%              |
| PORTUGAL              | 212                    | -1.00%         | 0.20%          | 0.25%                | 0.20%                 | 15.30%              |
| IRELAND               | 210                    | 1.70%          | 1.50%          | 0.25%                | 0.20%                 | 12.30%              |
| BRUNEI                | 17                     | -3.90%         |                | 5.50%                | 0.20%                 | 1.10%               |
| CROATIA               | 56                     | -0.60%         | -0.10%         | 6.25%                | 0.28%                 | 21.60%              |
| MONTENEGRO            | 4                      | 4.00%          |                |                      | 0.30%                 | 14.88%              |

|              | <u>GDP BILLION USD</u> | <u>GDP YOY</u> | <u>GDP QOQ</u> | <u>INTEREST RATE</u> | <u>INFLATION RATE</u> | <u>JOBLESS RATE</u> |
|--------------|------------------------|----------------|----------------|----------------------|-----------------------|---------------------|
| VENEZUELA    | 382                    | 1.10%          | 1.19%          | 15.36%               | 56.10%                | 5.60%               |
| SYRIA        | 74                     | -2.30%         |                |                      | 49.50%                | 14.90%              |
| IRAN         | 549                    | -5.50%         |                | 15.00%               | 35.50%                | 10.30%              |
| SUDAN        | 59                     | -0.60%         |                | 10.60%               | 29.40%                | 15.90%              |
| MALAWI       | 4                      | 5.00%          |                | 25.00%               | 23.50%                | 3.00%               |
| BELARUS      | 63                     | 0.70%          |                | 23.50%               | 15.33%                | 0.50%               |
| GHANA        | 41                     | 0.30%          | 0.50%          | 18.00%               | 13.50%                | 12.90%              |
| MONGOLIA     | 10                     | 11.50%         | 11.50%         | 10.50%               | 12.50%                | 3.60%               |
| ERITREA      | 3                      | 6.30%          |                |                      | 12.30%                | 14.50%              |
| EGYPT        | 257                    | 1.04%          | 1.04%          | 8.25%                | 11.70%                | 13.40%              |
| ARGENTINA    | 475                    | 5.50%          | -0.20%         | 19.67%               | 10.90%                | 6.80%               |
| GUINEA       | 7                      | 3.90%          |                | 16.00%               | 10.30%                | 22.30%              |
| JAMAICA      | 15                     | 0.50%          | 1.50%          | 5.75%                | 9.70%                 | 15.40%              |
| SIERRA LEONE | 4                      | 6.20%          |                | 12.00%               | 9.38%                 | 3.40%               |
| BHUTAN       | 2                      | 4.60%          |                | 6.00%                | 9.12%                 | 3.10%               |
| URUGUAY      | 49                     | 3.30%          | -0.70%         | 9.25%                | 9.10%                 | 6.50%               |
| BURUNDI      | 2                      | 4.20%          |                | 11.45%               | 9.00%                 | 35.00%              |
| YEMEN        | 36                     | 0.10%          |                | 15.00%               | 8.60%                 | 29.00%              |
| LIBERIA      | 2                      | 8.30%          |                | 13.53%               | 8.50%                 | 3.70%               |
| NEPAL        | 19                     | 3.65%          |                | 8.00%                | 8.41%                 | 3.00%               |
| INDONESIA    | 878                    | 5.72%          | -1.42%         | 7.50%                | 8.22%                 | 6.25%               |
| NIGERIA      | 263                    | 7.67%          | 7.67%          | 12.00%               | 8.00%                 | 23.90%              |
| PAKISTAN     | 231                    | 3.59%          | 3.59%          | 10.00%               | 7.90%                 | 6.00%               |
| ETHIOPIA     | 43                     | 8.50%          |                | 5.00%                | 7.80%                 | 17.50%              |
| TURKEY       | 789                    | 4.40%          | 0.90%          | 10.00%               | 7.75%                 | 9.70%               |



# Taxa d'interès · 7 febrer 2014 (gener 2013)

<http://www.tradingeconomics.com>



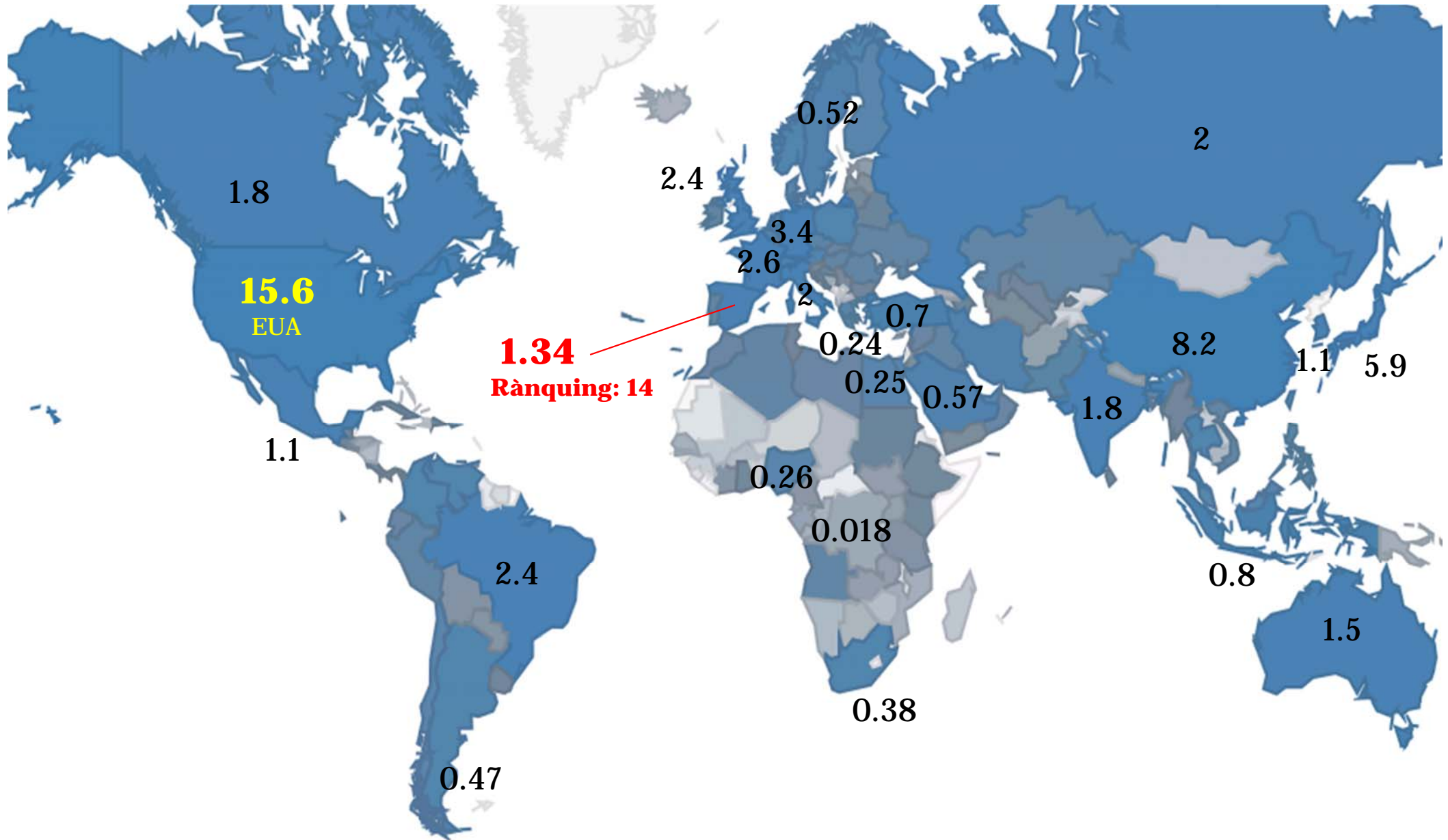
|                      | <u>GDP BILLION USD</u> | <u>GDP YOY</u> | <u>GDP QOQ</u> | <u>INTEREST RATE</u> | <u>INFLATION RATE</u> | <u>JOBLESS RATE</u> |
|----------------------|------------------------|----------------|----------------|----------------------|-----------------------|---------------------|
| JAPAN                | 5960                   | 2.40%          | 0.30%          | 0.00%                | 1.60%                 | 3.70%               |
| SWITZERLAND          | 632                    | 1.90%          | 0.50%          | 0.00%                | 0.10%                 | 3.50%               |
| SINGAPORE            | 275                    | 4.40%          | -2.70%         | 0.01%                | 1.50%                 | 1.80%               |
| BULGARIA             | 51                     | 0.70%          | 0.50%          | 0.04%                | -1.60%                | 12.00%              |
| CZECH REPUBLIC       | 230                    | -1.20%         | 0.20%          | 0.05%                | 1.40%                 | 8.20%               |
| DENMARK              | 314                    | 0.50%          | 0.40%          | 0.20%                | 0.80%                 | 4.30%               |
| UNITED STATES        | 15685                  | 2.70%          | 3.20%          | 0.25%                | 1.50%                 | 6.70%               |
| EURO AREA            | 12195                  | -0.30%         | 0.10%          | 0.25%                | 0.70%                 | 12.00%              |
| GERMANY              | 3400                   | 1.10%          | 0.25%          | 0.25%                | 1.34%                 | 5.10%               |
| FRANCE               | 2613                   | 0.20%          | -0.10%         | 0.25%                | 0.70%                 | 10.90%              |
| ITALY                | 2013                   | -1.80%         | 0.00%          | 0.25%                | 0.70%                 | 12.70%              |
| SPAIN                | 1349                   | -0.10%         | 0.30%          | 0.25%                | 0.20%                 | 26.03%              |
| UNITED KINGDOM       | 2440                   | 2.80%          | 0.70%          | 0.50%                | 2.00%                 | 7.10%               |
| HONG KONG            | 263                    | 2.90%          | 0.50%          | 0.50%                | 4.30%                 | 3.20%               |
| MACAO                | 44                     | 10.50%         |                | 0.50%                | 5.72%                 | 1.90%               |
| FIJI                 | 4                      | 2.50%          |                | 0.50%                | 2.30%                 | 7.00%               |
| SWEDEN               | 526                    | 0.30%          | 0.10%          | 0.75%                | 0.10%                 | 7.50%               |
| LITHUANIA            | 42                     | 3.30%          | 1.20%          | 0.75%                | 0.40%                 | 10.90%              |
| PANAMA               | 36                     | 8.90%          |                | 0.75%                | 3.70%                 | 4.00%               |
| CANADA               | 1821                   | 1.91%          | 0.70%          | 1.00%                | 1.20%                 | 7.20%               |
| UNITED ARAB EMIRATES | 360                    | 4.40%          | 4.40%          | 1.00%                | 1.44%                 | 4.20%               |
| ISRAEL               | 244                    | 3.20%          | 0.58%          | 1.00%                | 1.80%                 | 5.80%               |
| OMAN                 | 76                     | 5.00%          |                | 1.00%                | 1.70%                 | 15.00%              |
| NEW CALEDONIA        | 10                     | 3.10%          |                | 1.00%                | 0.70%                 | 14.00%              |
| CAMBODIA             | 14                     | 7.20%          |                | 1.12%                | 4.12%                 | 0.10%               |
| NORWAY               | 500                    | 2.10%          | 0.70%          | 1.50%                | 2.00%                 | 3.50%               |
| COMOROS              | 1                      | 3.00%          |                | 1.67%                | 4.20%                 | 13.50%              |



|                       | <u>GDP BILLION USD</u> | <u>GDP YOY</u> | <u>GDP QOQ</u> | <u>INTEREST RATE</u> | <u>INFLATION RATE</u> | <u>JOBLESS RATE</u> |
|-----------------------|------------------------|----------------|----------------|----------------------|-----------------------|---------------------|
| MALAWI                | 4                      | 5.00%          |                | 25.00%               | 23.50%                | 3.00%               |
| BELARUS               | 63                     | 0.70%          |                | 23.50%               | 15.33%                | 0.50%               |
| GAMBIA                | 1                      | 6.30%          |                | 20.00%               | 5.88%                 | 6.00%               |
| ARGENTINA             | 475                    | 5.50%          | -0.20%         | 19.67%               | 10.90%                | 6.80%               |
| GHANA                 | 41                     | 0.30%          | 0.50%          | 18.00%               | 13.50%                | 12.90%              |
| GUINEA                | 7                      | 3.90%          |                | 16.00%               | 10.30%                | 22.30%              |
| VENEZUELA             | 382                    | 1.10%          | 1.19%          | 15.36%               | 56.10%                | 5.60%               |
| IRAN                  | 549                    | -5.50%         |                | 15.00%               | 35.50%                | 10.30%              |
| YEMEN                 | 36                     | 0.10%          |                | 15.00%               | 8.60%                 | 29.00%              |
| AFGHANISTAN           | 20                     | 11.80%         |                | 15.00%               | 6.65%                 | 15.00%              |
| SAO TOME AND PRINCIPE | 0                      | 4.00%          |                | 14.00%               | 6.80%                 | 14.00%              |
| ZIMBABWE              | 11                     | 4.40%          |                | 13.95%               | 0.33%                 | 10.70%              |
| LIBERIA               | 2                      | 8.30%          |                | 13.53%               | 8.50%                 | 3.70%               |
| NIGERIA               | 263                    | 7.67%          | 7.67%          | 12.00%               | 8.00%                 | 23.90%              |
| UZBEKISTAN            | 51                     | 8.10%          |                | 12.00%               | 7.00%                 | 4.80%               |
| TANZANIA              | 28                     | 6.50%          | 1.50%          | 12.00%               | 5.60%                 | 10.70%              |
| SIERRA LEONE          | 4                      | 6.20%          |                | 12.00%               | 9.38%                 | 3.40%               |
| SURINAME              | 5                      | 4.50%          |                | 11.74%               | 0.60%                 | 8.00%               |
| UGANDA                | 20                     | 2.20%          | -0.60%         | 11.50%               | 6.90%                 | 4.20%               |
| BURUNDI               | 2                      | 4.20%          |                | 11.45%               | 9.00%                 | 35.00%              |
| DJIBOUTI              | 1                      | 4.50%          |                | 10.61%               | 4.88%                 | 59.50%              |
| SUDAN                 | 59                     | -0.60%         |                | 10.60%               | 29.40%                | 15.90%              |
| BRAZIL                | 2435                   | 2.20%          | -0.50%         | 10.50%               | 5.91%                 | 4.30%               |
| MONGOLIA              | 10                     | 11.50%         | 11.50%         | 10.50%               | 12.50%                | 3.60%               |

**PIB (bilions de dòlars EUA) · 7 febrer 2014**

<http://www.tradingeconomics.com>

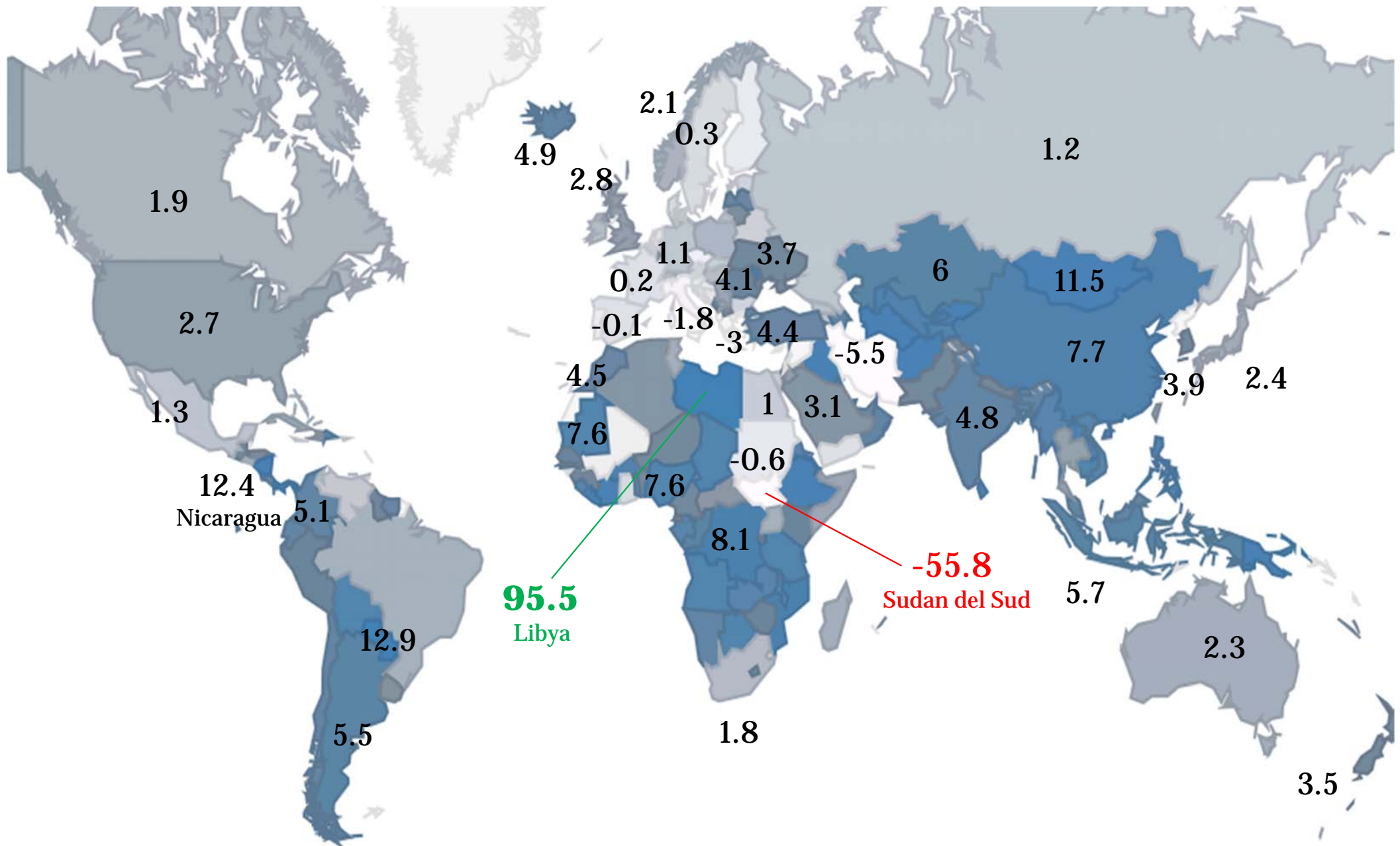




|                | <b>GDP BILLION USD</b> | <b>GDP YOY</b> | <b>GDP QOQ</b> | <b>INTEREST RATE</b> | <b>INFLATION RATE</b> | <b>JOBLESS RATE</b> | <b>GOV. BUDGET</b> | <b>DEBT/GDP</b> | <b>CURRENT ACCOUNT</b> | <b>EXCHANGE RATE</b> | <b>POPULATIC</b> |
|----------------|------------------------|----------------|----------------|----------------------|-----------------------|---------------------|--------------------|-----------------|------------------------|----------------------|------------------|
| UNITED STATES  | 15685                  | 2.70%          | 3.20%          | 0.25%                | 1.50%                 | 6.70%               | -4.10%             | 101.60%         | -3.00                  | 119.89               | 317.30           |
| EURO AREA      | 12195                  | -0.30%         | 0.10%          | 0.25%                | 0.70%                 | 12.00%              | -3.70%             | 90.60%          | 1.50                   | 1.35                 | 332.88           |
| CHINA          | 8230                   | 7.70%          | 1.80%          | 6.00%                | 2.50%                 | 4.00%               | -1.50%             | 26.00%          | 2.30                   | 6.06                 | 1354.04          |
| JAPAN          | 5960                   | 2.40%          | 0.30%          | 0.00%                | 1.60%                 | 3.70%               | -9.20%             | 211.70%         | 1.10                   | 102.10               | 127.22           |
| GERMANY        | 3400                   | 1.10%          | 0.25%          | 0.25%                | 1.34%                 | 5.10%               | -0.10%             | 81.00%          | 6.30                   | 1.35                 | 81.84            |
| FRANCE         | 2613                   | 0.20%          | -0.10%         | 0.25%                | 0.70%                 | 10.90%              | -4.80%             | 90.20%          | -1.90                  | 1.35                 | 65.28            |
| UNITED KINGDOM | 2440                   | 2.80%          | 0.70%          | 0.50%                | 2.00%                 | 7.10%               | -6.10%             | 88.70%          | -3.70                  | 1.64                 | 63.26            |
| BRAZIL         | 2435                   | 2.20%          | -0.50%         | 10.50%               | 5.91%                 | 4.30%               | 1.90%              | 65.10%          | -2.40                  | 2.41                 | 193.94           |
| RUSSIA         | 2015                   | 1.20%          | -0.26%         | 5.50%                | 6.10%                 | 5.60%               | -0.50%             | 8.40%           | 4.80                   | 35.23                | 143.35           |
| ITALY          | 2013                   | -1.80%         | 0.00%          | 0.25%                | 0.70%                 | 12.70%              | -3.00%             | 127.00%         | -0.70                  | 1.35                 | 59.39            |
| INDIA          | 1842                   | 4.80%          | 0.60%          | 8.00%                | 6.16%                 | 3.80%               | -5.30%             | 67.57%          | -4.60                  | 62.72                | 1217.00          |
| CANADA         | 1821                   | 1.91%          | 0.70%          | 1.00%                | 1.20%                 | 7.20%               | -1.50%             | 84.60%          | -3.70                  | 1.11                 | 35.06            |
| AUSTRALIA      | 1521                   | 2.30%          | 0.60%          | 2.50%                | 2.70%                 | 5.80%               | -3.00%             | 20.70%          | -4.10                  | 0.88                 | 22.79            |
| <b>SPAIN</b>   | <b>1349</b>            | <b>-0.10%</b>  | <b>0.30%</b>   | <b>0.25%</b>         | <b>0.20%</b>          | <b>26.03%</b>       | <b>-10.60%</b>     | <b>86.00%</b>   | <b>-1.90</b>           | <b>1.35</b>          | <b>46.20</b>     |
| MEXICO         | 1177                   | 1.30%          | 0.84%          | 3.50%                | 3.97%                 | 4.25%               | -0.60%             | 42.85%          | -0.82                  | 13.37                | 116.90           |
| SOUTH KOREA    | 1130                   | 3.90%          | 0.90%          | 2.50%                | 1.10%                 | 3.00%               | -1.10%             | 34.80%          | 3.80                   | 1085.19              | 50.00            |
| INDONESIA      | 878                    | 5.72%          | -1.42%         | 7.50%                | 8.22%                 | 6.25%               | -1.77%             | 23.10%          | -2.70                  | 12213.00             | 245.90           |
| TURKEY         | 789                    | 4.40%          | 0.90%          | 10.00%               | 7.75%                 | 9.70%               | -2.80%             | 36.00%          | -6.10                  | 2.27                 | 75.62            |
| NETHERLANDS    | 772                    | -0.40%         | 0.20%          | 0.25%                | 1.67%                 | 8.50%               | -4.10%             | 71.30%          | 8.30                   | 1.35                 | 16.73            |
| SWITZERLAND    | 632                    | 1.90%          | 0.50%          | 0.00%                | 0.10%                 | 3.50%               | 0.30%              | 35.30%          | 13.50                  | 0.91                 | 7.95             |
| SAUDI ARABIA   | 577                    | 3.10%          | 3.10%          | 2.00%                | 3.00%                 | 5.60%               | 14.20%             | 3.60%           | 24.50                  | 3.75                 | 29.55            |
| IRAN           | 549                    | -5.50%         |                | 15.00%               | 35.50%                | 10.30%              | -0.17%             | 10.30%          | 4.90                   | 24891.00             | 75.10            |
| SWEDEN         | 526                    | 0.30%          | 0.10%          | 0.75%                | 0.10%                 | 7.50%               | -0.20%             | 38.20%          | 7.20                   | 6.55                 | 9.48             |
| NORWAY         | 500                    | 2.10%          | 0.70%          | 1.50%                | 2.00%                 | 3.50%               | 13.90%             | 28.30%          | 13.40                  | 6.28                 | 4.99             |
| POLAND         | 490                    | 1.90%          | 0.60%          | 2.50%                | 0.70%                 | 13.40%              | -3.90%             | 55.60%          | -3.60                  | 3.15                 | 38.53            |
| BELGIUM        | 484                    | 0.90%          | 0.40%          | 0.25%                | 0.97%                 | 8.40%               | -4.00%             | 99.80%          | 1.50                   | 1.35                 | 11.08            |
| ARGENTINA      | 475                    | 5.50%          | -0.20%         | 19.67%               | 10.90%                | 6.80%               | -2.50%             | 43.20%          | 0.00                   | 8.02                 | 41.28            |
| TAIWAN         | 474                    | 2.92%          | 2.43%          | 1.88%                | 0.76%                 | 4.12%               | -1.60%             | 42.40%          | 10.50                  | 30.33                | 23.31            |
| AUSTRIA        | 400                    | 0.70%          | 0.20%          | 0.25%                | 1.90%                 | 9.80%               | -2.50%             | 74.00%          | 1.80                   | 1.35                 | 8.44             |
| SOUTH AFRICA   | 384                    | 1.80%          | 0.70%          | 5.50%                | 5.40%                 | 24.70%              | -5.10%             | 39.90%          | -6.30                  | 11.17                | 52.20            |
| VENEZUELA      | 382                    | 1.10%          | 1.19%          | 15.36%               | 56.10%                | 5.60%               | -8.50%             | 49.00%          | 7.10                   | 6.29                 | 29.72            |
| COLOMBIA       | 370                    | 5.10%          | 1.10%          | 3.25%                | 2.13%                 | 8.44%               | 0.20%              | 32.30%          | -3.10                  | 2010.00              | 47.10            |
| THAILAND       | 366                    | 2.70%          | 1.30%          | 2.25%                | 1.93%                 | 0.72%               | -4.10%             | 44.30%          | -0.40                  | 33.03                | 66.79            |

# Taxa de variació del PIB (anual, %) · 7 febrer 2014

<http://www.tradingeconomics.com>





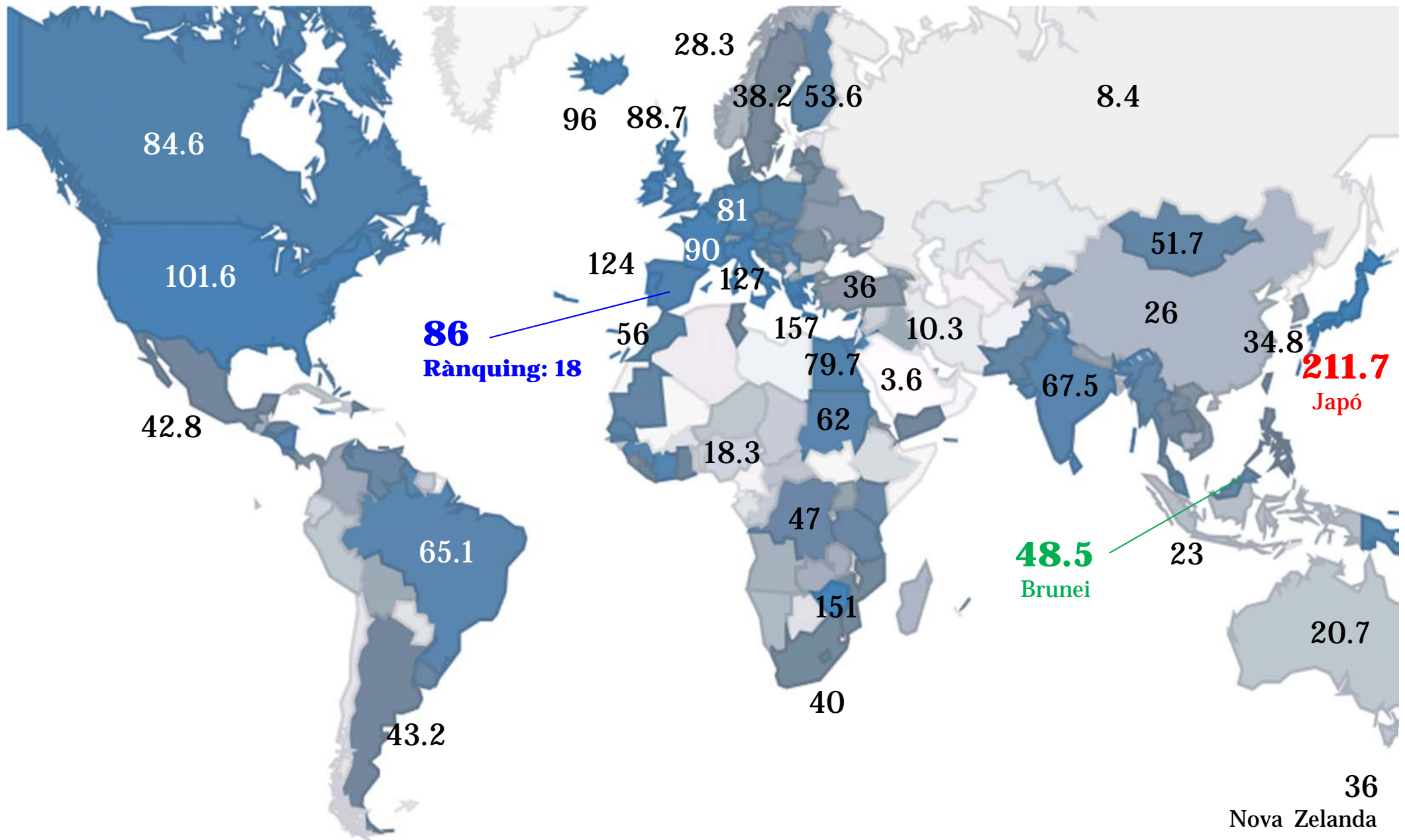
|                       | <u>GDP BILLION USD</u> | <u>GDP YOY</u> | <u>GDP QOQ</u> | <u>INTEREST RATE</u> | <u>INFLATION RATE</u> | <u>JOBLESS RATE</u> |
|-----------------------|------------------------|----------------|----------------|----------------------|-----------------------|---------------------|
| SOUTH SUDAN           | 21                     | -55.80%        |                |                      | -8.80%                | 12.00%              |
| IRAN                  | 549                    | -5.50%         |                | 15.00%               | 35.50%                | 10.30%              |
| CYPRUS                | 23                     | -5.50%         | -0.80%         | 0.25%                | -2.89%                | 17.50%              |
| BRUNEI                | 17                     | -3.90%         |                | 5.50%                | 0.20%                 | 1.10%               |
| GREECE                | 249                    | -3.00%         | 0.20%          | 0.25%                | -1.70%                | 27.80%              |
| SYRIA                 | 74                     | -2.30%         |                |                      | 49.50%                | 14.90%              |
| ALBANIA               | 13                     | -2.30%         | -2.00%         | 3.00%                | 1.90%                 | 12.80%              |
| ITALY                 | 2013                   | -1.80%         | 0.00%          | 0.25%                | 0.70%                 | 12.70%              |
| GUINEA BISSAU         | 1                      | -1.50%         |                | 3.50%                | 1.60%                 | 7.60%               |
| CZECH REPUBLIC        | 230                    | -1.20%         | 0.20%          | 0.05%                | 1.40%                 | 8.20%               |
| MALI                  | 10                     | -1.20%         |                | 3.50%                | 0.00%                 | 10.50%              |
| LIECHTENSTEIN         | 5                      | -1.20%         |                |                      | 0.10%                 |                     |
| FINLAND               | 250                    | -1.00%         | 0.00%          | 0.25%                | 1.61%                 | 7.90%               |
| PORTUGAL              | 212                    | -1.00%         | 0.20%          | 0.25%                | 0.20%                 | 15.30%              |
| SUDAN                 | 59                     | -0.60%         |                | 10.60%               | 29.40%                | 15.90%              |
| CROATIA               | 56                     | -0.60%         | -0.10%         | 6.25%                | 0.28%                 | 21.60%              |
| SLOVENIA              | 45                     | -0.60%         | 0.00%          | 0.25%                | 0.70%                 | 13.00%              |
| TRINIDAD AND TOBAGO   | 24                     | -0.50%         |                | 2.75%                | 5.60%                 | 4.80%               |
| BOSNIA AND HERZEGOVIN | 17                     | -0.50%         |                | 7.03%                | -1.40%                | 44.50%              |
| NETHERLANDS           | 772                    | -0.40%         | 0.20%          | 0.25%                | 1.67%                 | 8.50%               |
| EURO AREA             | 12195                  | -0.30%         | 0.10%          | 0.25%                | 0.70%                 | 12.00%              |
| SPAIN                 | 1349                   | -0.10%         | 0.30%          | 0.25%                | 0.20%                 | 26.03%              |
| YEMEN                 | 36                     | 0.10%          |                | 15.00%               | 8.60%                 | 29.00%              |
| FRANCE                | 2613                   | 0.20%          | -0.10%         | 0.25%                | 0.70%                 | 10.90%              |
| SWAZILAND             | 4                      | 0.21%          |                | 5.00%                | 4.40%                 | 28.20%              |
| SWEDEN                | 526                    | 0.30%          | 0.10%          | 0.75%                | 0.10%                 | 7.50%               |
| GHANA                 | 41                     | 0.30%          | 0.50%          | 18.00%               | 13.50%                | 12.90%              |
| DENMARK               | 314                    | 0.50%          | 0.40%          | 0.20%                | 0.80%                 | 4.30%               |

|                  | GDP BILLION USD | GDP YOY | GDP QOQ | INTEREST RATE | INFLATION RATE | JOBLESS RATE |
|------------------|-----------------|---------|---------|---------------|----------------|--------------|
| LIBYA            | 82              | 95.50%  |         | 3.00%         | 1.70%          | 19.50%       |
| PARAGUAY         | 26              | 12.90%  | 1.40%   | 6.50%         | 3.90%          | 7.70%        |
| MOLDOVA          | 7               | 12.90%  | 0.91%   | 3.50%         | 5.20%          | 3.90%        |
| NICARAGUA        | 11              | 12.40%  |         |               | 5.06%          | 7.40%        |
| AFGHANISTAN      | 20              | 11.80%  |         | 15.00%        | 6.65%          | 15.00%       |
| MONGOLIA         | 10              | 11.50%  | 11.50%  | 10.50%        | 12.50%         | 3.60%        |
| TURKMENISTAN     | 34              | 11.10%  |         |               | 6.00%          | 2.60%        |
| EAST TIMOR       | 1               | 10.60%  |         |               | 4.00%          | 3.60%        |
| MACAO            | 44              | 10.50%  |         | 0.50%         | 5.72%          | 1.90%        |
| IRAQ             | 210             | 10.20%  |         | 6.00%         | 3.10%          | 16.00%       |
| IVORY COAST      | 25              | 9.80%   |         | 3.50%         | 0.40%          | 15.70%       |
| PAPUA NEW GUINEA | 16              | 9.20%   |         | 6.25%         | 3.20%          | 1.90%        |
| KYRGYZSTAN       | 6               | 9.20%   |         | 4.16%         | 4.00%          | 7.70%        |
| PANAMA           | 36              | 8.90%   |         | 0.75%         | 3.70%          | 4.00%        |
| ETHIOPIA         | 43              | 8.50%   |         | 5.00%         | 7.80%          | 17.50%       |
| LIBERIA          | 2               | 8.30%   |         | 13.53%        | 8.50%          | 3.70%        |
| UZBEKISTAN       | 51              | 8.10%   |         | 12.00%        | 7.00%          | 4.80%        |
| CONGO            | 18              | 8.10%   |         | 2.00%         | 1.82%          | 46.30%       |
| MOZAMBIQUE       | 15              | 8.10%   | 1.40%   | 8.25%         | 3.54%          | 17.00%       |
| BURKINA FASO     | 10              | 8.00%   |         | 3.50%         | 0.10%          | 3.30%        |
| LAOS             | 9               | 7.90%   |         | 5.00%         | 6.65%          | 1.90%        |
| SRI LANKA        | 59              | 7.80%   | 7.80%   | 6.50%         | 4.40%          | 4.40%        |
| CHINA            | 8230            | 7.70%   | 1.80%   | 6.00%         | 2.50%          | 4.00%        |
| NIGERIA          | 263             | 7.67%   | 7.67%   | 12.00%        | 8.00%          | 23.90%       |
| MAURITANIA       | 4               | 7.60%   |         | 9.00%         | 4.10%          | 10.10%       |
| ANGOLA           | 114             | 7.40%   | 7.40%   | 9.25%         | 7.69%          | 25.00%       |
| TAJIKISTAN       | 7               | 7.40%   |         | 4.80%         | 3.70%          | 2.50%        |



# Deute públic/PIB (%) · 7 febrer 2014

<http://www.tradingeconomics.com>



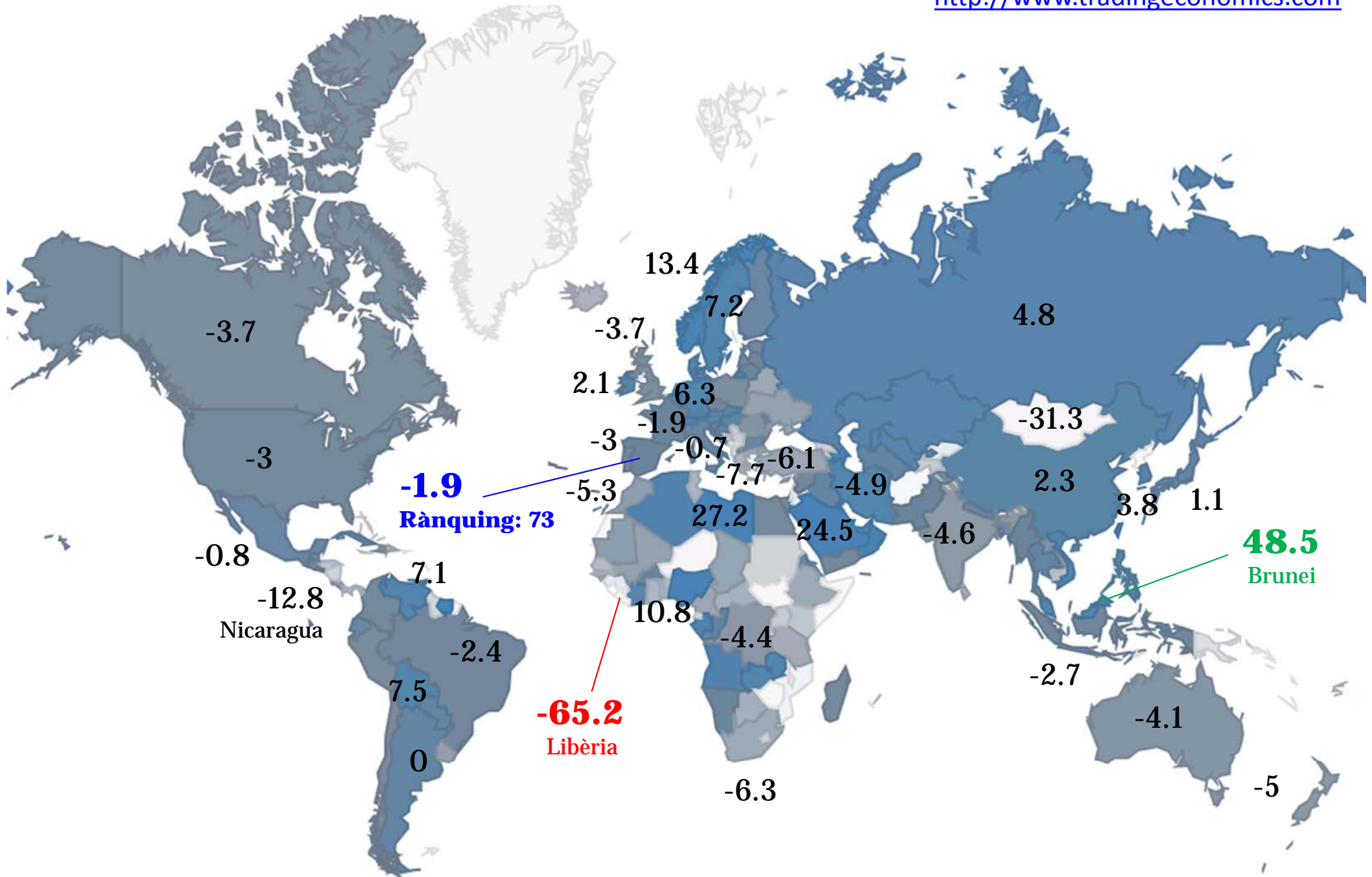
|                      | <u>GDP BILLION USD</u> | <u>GDP YOY</u> | <u>GDP QOQ</u> | <u>INTEREST RATE</u> | <u>INFLATION RATE</u> | <u>JOBLESS RATE</u> | <u>GOV. BUDGET</u> | <u>DEBT/GDP</u> |
|----------------------|------------------------|----------------|----------------|----------------------|-----------------------|---------------------|--------------------|-----------------|
| BRUNEI               | 17                     | -3.90%         |                | 5.50%                | 0.20%                 | 1.10%               | 23.98%             | 0.00%           |
| SAUDI ARABIA         | 577                    | 3.10%          | 3.10%          | 2.00%                | 3.00%                 | 5.60%               | 14.20%             | 3.60%           |
| OMAN                 | 76                     | 5.00%          |                | 1.00%                | 1.70%                 | 15.00%              | 1.70%              | 4.50%           |
| EQUATORIAL GUINEA    | 18                     | 4.00%          |                | 3.25%                | 3.10%                 | 22.30%              | -3.00%             | 5.80%           |
| KUWAIT               | 177                    | 6.10%          |                | 2.00%                | 2.70%                 | 2.72%               | 33.00%             | 6.20%           |
| CAMEROON             | 25                     | 3.80%          | 1.20%          | 3.25%                | 2.00%                 | 3.80%               | -3.50%             | 6.50%           |
| TURKMENISTAN         | 34                     | 11.10%         |                |                      | 6.00%                 | 2.60%               | 6.80%              | 7.28%           |
| LIBYA                | 82                     | 95.50%         |                | 3.00%                | 1.70%                 | 19.50%              | -42.80%            | 7.80%           |
| AFGHANISTAN          | 20                     | 11.80%         |                | 15.00%               | 6.65%                 | 15.00%              | -17.90%            | 8.00%           |
| SWAZILAND            | 4                      | 0.21%          |                | 5.00%                | 4.40%                 | 28.20%              | -1.00%             | 8.38%           |
| RUSSIA               | 2015                   | 1.20%          | -0.26%         | 5.50%                | 6.10%                 | 5.60%               | -0.50%             | 8.40%           |
| UZBEKISTAN           | 51                     | 8.10%          |                | 12.00%               | 7.00%                 | 4.80%               | 0.43%              | 8.70%           |
| ALGERIA              | 208                    | 3.10%          | 3.10%          | 4.00%                | 1.15%                 | 9.80%               | -3.30%             | 8.80%           |
| KAZAKHSTAN           | 202                    | 6.00%          | 8.60%          | 5.50%                | 4.50%                 | 5.20%               | -2.90%             | 9.60%           |
| ESTONIA              | 22                     | 0.70%          | 0.60%          | 0.25%                | 1.10%                 | 8.00%               | -0.20%             | 9.80%           |
| IRAN                 | 549                    | -5.50%         |                | 15.00%               | 35.50%                | 10.30%              | -0.17%             | 10.30%          |
| AZERBAIJAN           | 67                     | 5.40%          |                | 4.75%                | 2.40%                 | 5.20%               | 0.30%              | 11.20%          |
| CHILE                | 268                    | 4.70%          | 1.30%          | 4.50%                | 3.00%                 | 5.67%               | -0.70%             | 12.20%          |
| PARAGUAY             | 26                     | 12.90%         | 1.40%          | 6.50%                | 3.90%                 | 7.70%               | -1.50%             | 12.50%          |
| GABON                | 19                     | 6.10%          |                | 3.25%                | 3.65%                 | 16.00%              | 8.50%              | 13.80%          |
| UNITED ARAB EMIRATES | 360                    | 4.40%          | 4.40%          | 1.00%                | 1.44%                 | 4.20%               | 8.80%              | 14.60%          |
| BOTSWANA             | 14                     | 7.10%          | 0.40%          | 7.50%                | 4.10%                 | 17.80%              | 0.70%              | 16.10%          |
| BURKINA FASO         | 10                     | 8.00%          |                | 3.50%                | 0.10%                 | 3.30%               | -0.50%             | 16.20%          |
| HAITI                | 8                      | 2.80%          |                | 7.00%                | 3.40%                 | 40.60%              | -0.15%             | 16.20%          |
| MALAWI               | 4                      | 5.00%          |                | 25.00%               | 23.50%                | 3.00%               | -7.20%             | 16.30%          |
| ETHIOPIA             | 43                     | 8.50%          |                | 5.00%                | 7.80%                 | 17.50%              | 0.20%              | 17.00%          |
| BURUNDI              | 2                      | 4.20%          |                | 11.45%               | 9.00%                 | 35.00%              | -7.90%             | 17.40%          |



|                       | <u>GDP BILLION USD</u> | <u>GDP YOY</u> | <u>GDP QOQ</u> | <u>INTEREST RATE</u> | <u>INFLATION RATE</u> | <u>JOBLESS RATE</u> | <u>GOV. BUDGET</u> | <u>DEBT/GDP</u> |
|-----------------------|------------------------|----------------|----------------|----------------------|-----------------------|---------------------|--------------------|-----------------|
| JAPAN                 | 5960                   | 2.40%          | 0.30%          | 0.00%                | 1.60%                 | 3.70%               | -9.20%             | 211.70%         |
| GREECE                | 249                    | -3.00%         | 0.20%          | 0.25%                | -1.70%                | 27.80%              | -9.00%             | 156.90%         |
| ZIMBABWE              | 11                     | 4.40%          |                | 13.95%               | 0.33%                 | 10.70%              | -4.00%             | 150.90%         |
| JAMAICA               | 15                     | 0.50%          | 1.50%          | 5.75%                | 9.70%                 | 15.40%              | -1.90%             | 145.80%         |
| LEBANON               | 43                     | 0.60%          |                | 10.00%               | 1.10%                 | 5.83%               | -9.50%             | 139.50%         |
| ITALY                 | 2013                   | -1.80%         | 0.00%          | 0.25%                | 0.70%                 | 12.70%              | -3.00%             | 127.00%         |
| PORTUGAL              | 212                    | -1.00%         | 0.20%          | 0.25%                | 0.20%                 | 15.30%              | -6.40%             | 124.10%         |
| IRELAND               | 210                    | 1.70%          | 1.50%          | 0.25%                | 0.20%                 | 12.30%              | -8.20%             | 117.40%         |
| UNITED STATES         | 15685                  | 2.70%          | 3.20%          | 0.25%                | 1.50%                 | 6.70%               | -4.10%             | 101.60%         |
| BELGIUM               | 484                    | 0.90%          | 0.40%          | 0.25%                | 0.97%                 | 8.40%               | -4.00%             | 99.80%          |
| SINGAPORE             | 275                    | 4.40%          | -2.70%         | 0.01%                | 1.50%                 | 1.80%               | 1.30%              | 97.90%          |
| ICELAND               | 14                     | 4.90%          | 6.10%          | 6.00%                | 3.10%                 | 4.60%               | -1.50%             | 96.20%          |
| EURO AREA             | 12195                  | -0.30%         | 0.10%          | 0.25%                | 0.70%                 | 12.00%              | -3.70%             | 90.60%          |
| FRANCE                | 2613                   | 0.20%          | -0.10%         | 0.25%                | 0.70%                 | 10.90%              | -4.80%             | 90.20%          |
| BHUTAN                | 2                      | 4.60%          |                | 6.00%                | 9.12%                 | 3.10%               | 0.90%              | 89.40%          |
| UNITED KINGDOM        | 2440                   | 2.80%          | 0.70%          | 0.50%                | 2.00%                 | 7.10%               | -6.10%             | 88.70%          |
| CYPRUS                | 23                     | -5.50%         | -0.80%         | 0.25%                | -2.89%                | 17.50%              | -6.40%             | 86.60%          |
| <b>SPAIN</b>          | <b>1349</b>            | <b>-0.10%</b>  | <b>0.30%</b>   | <b>0.25%</b>         | <b>0.20%</b>          | <b>26.03%</b>       | <b>-10.60%</b>     | <b>86.00%</b>   |
| CANADA                | 1821                   | 1.91%          | 0.70%          | 1.00%                | 1.20%                 | 7.20%               | -1.50%             | 84.60%          |
| GERMANY               | 3400                   | 1.10%          | 0.25%          | 0.25%                | 1.34%                 | 5.10%               | -0.10%             | 81.00%          |
| HUNGARY               | 126                    | 1.80%          | 0.90%          | 2.85%                | 0.40%                 | 9.10%               | -2.00%             | 79.80%          |
| EGYPT                 | 257                    | 1.04%          | 1.04%          | 8.25%                | 11.70%                | 13.40%              | -13.80%            | 79.70%          |
| ISRAEL                | 244                    | 3.20%          | 0.58%          | 1.00%                | 1.80%                 | 5.80%               | -4.20%             | 79.50%          |
| SRI LANKA             | 59                     | 7.80%          | 7.80%          | 6.50%                | 4.40%                 | 4.40%               | -6.40%             | 79.10%          |
| IVORY COAST           | 25                     | 9.80%          |                | 3.50%                | 0.40%                 | 15.70%              | -2.50%             | 78.80%          |
| SAO TOME AND PRINCIPE | 0                      | 4.00%          |                | 14.00%               | 6.80%                 | 14.00%              | -9.40%             | 75.80%          |
| AUSTRIA               | 400                    | 0.70%          | 0.20%          | 0.25%                | 1.90%                 | 9.80%               | -2.50%             | 74.00%          |

# Saldo per compte corrent / PIB (%) · 7 febrer 2014

<http://www.tradingeconomics.com>





|                       | GDP BILLION USD | GDP YOY | GDP QOQ | INTEREST RATE | INFLATION RATE | JOBLESS RATE | GOV. BUDGET | DEBT/GDP | CURRENT ACCOUNT |
|-----------------------|-----------------|---------|---------|---------------|----------------|--------------|-------------|----------|-----------------|
| LIBERIA               | 2               | 8.30%   |         | 13.53%        | 8.50%          | 3.70%        | -0.70%      | 44.90%   | -65.20          |
| SIERRA LEONE          | 4               | 6.20%   |         | 12.00%        | 9.38%          | 3.40%        | -2.90%      | 37.90%   | -55.70          |
| AFGHANISTAN           | 20              | 11.80%  |         | 15.00%        | 6.65%          | 15.00%       | -17.90%     | 8.00%    | -40.00          |
| SAO TOME AND PRINCIPE | 0               | 4.00%   |         | 14.00%        | 6.80%          | 14.00%       | -9.40%      | 75.80%   | -38.00          |
| ZIMBABWE              | 11              | 4.40%   |         | 13.95%        | 0.33%          | 10.70%       | -4.00%      | 150.90%  | -35.30          |
| MONGOLIA              | 10              | 11.50%  | 11.50%  | 10.50%        | 12.50%         | 3.60%        | -2.00%      | 51.70%   | -31.30          |
| NIGER                 | 7               | 3.60%   |         | 3.50%         | 1.10%          | 2.25%        | 0.10%       | 20.20%   | -28.20          |
| MALDIVES              | 2               | 3.40%   |         | 7.00%         | 3.60%          | 11.70%       | -4.70%      | 68.44%   | -27.10          |
| MOZAMBIQUE            | 15              | 8.10%   | 1.40%   | 8.25%         | 3.54%          | 17.00%       | -6.80%      | 39.90%   | -25.50          |
| BHUTAN                | 2               | 4.60%   |         | 6.00%         | 9.12%          | 3.10%        | 0.90%       | 89.40%   | -25.00          |
| SEYCHELLES            | 1               | 4.00%   |         | 9.64%         | 3.40%          | 1.70%        | 2.50%       | 42.00%   | -24.60          |
| PALESTINE             | 7               | 2.60%   |         |               | 2.71%          | 23.70%       | -0.80%      | 24.20%   | -21.40          |
| JORDAN                | 31              | 2.80%   |         | 4.25%         | 3.30%          | 14.00%       | -6.40%      | 71.90%   | -20.90          |
| KYRGYZSTAN            | 6               | 9.20%   |         | 4.16%         | 4.00%          | 7.70%        | -6.60%      | 51.10%   | -20.80          |
| MALAWI                | 4               | 5.00%   |         | 25.00%        | 23.50%         | 3.00%        | -7.20%      | 16.30%   | -18.50          |
| KOSOVO                | 6               | 2.50%   |         |               | 0.50%          | 30.90%       | -1.86%      |          | -18.31          |
| GUINEA                | 7               | 3.90%   |         | 16.00%        | 10.30%         | 22.30%       | -1.40%      | 64.12%   | -18.28          |
| CAYMAN ISLANDS        | 3               | 1.20%   |         |               | 2.80%          | 6.20%        | -1.10%      | 24.90%   | -18.10          |
| BURUNDI               | 2               | 4.20%   |         | 11.45%        | 9.00%          | 35.00%       | -7.90%      | 17.40%   | -18.10          |
| MONTENEGRO            | 4               | 4.00%   |         |               | 0.30%          | 14.88%       | -5.90%      | 48.90%   | -17.65          |
| PAPUA NEW GUINEA      | 16              | 9.20%   |         | 6.25%         | 3.20%          | 1.90%        | -1.50%      | 72.90%   | -17.50          |
| GAMBIA                | 1               | 6.30%   |         | 20.00%        | 5.88%          | 6.00%        | -3.80%      | 31.40%   | -17.50          |
| LESOTHO               | 2               | 4.00%   |         | 10.12%        | 5.25%          | 25.30%       | -0.30%      | 44.60%   | -17.30          |
| EQUATORIAL GUINEA     | 18              | 4.00%   |         | 3.25%         | 3.10%          | 22.30%       | -3.00%      | 5.80%    | -16.40          |
| LEBANON               | 43              | 0.60%   |         | 10.00%        | 1.10%          | 5.83%        | -9.50%      | 139.50%  | -16.10          |
| BAHAMAS               | 8               | 1.80%   |         | 4.50%         | -0.36%         | 14.00%       | -5.60%      | 49.90%   | -14.10          |
| CAPE VERDE            | 2               | 1.00%   |         | 9.75%         | 0.10%          | 16.80%       | -14.00%     | 57.00%   | -14.10          |
| COMOROS               | 1               | 3.00%   |         | 1.67%         | 4.20%          | 13.50%       | 3.10%       | 39.30%   | -14.10          |
| ALBANIA               | 13              | -2.30%  | -2.00%  | 3.00%         | 1.90%          | 12.80%       | -3.50%      | 60.60%   | -13.24          |
| GUYANA                | 3               | 3.90%   |         | 5.00%         | 1.80%          | 21.00%       | -3.38%      | 63.30%   | -13.20          |
| DJIBOUTI              | 1               | 4.50%   |         | 10.61%        | 4.88%          | 59.50%       | -2.00%      | 52.80%   | -12.90          |

<http://www.tradingeconomics.com> · 7 febrer 2014



|                      | GDP BILLION USD | GDP YOY | GDP QOQ | INTEREST RATE | INFLATION RATE | JOBLESS RATE | GOV. BUDGET | DEBT/GDP | CURRENT ACCOUNT |
|----------------------|-----------------|---------|---------|---------------|----------------|--------------|-------------|----------|-----------------|
| BRUNEI               | 17              | -3.90%  |         | 5.50%         | 0.20%          | 1.10%        | 23.98%      | 0.00%    | 48.50           |
| KUWAIT               | 177             | 6.10%   |         | 2.00%         | 2.70%          | 2.72%        | 33.00%      | 6.20%    | 45.00           |
| MACAO                | 44              | 10.50%  |         | 0.50%         | 5.72%          | 1.90%        |             |          | 44.27           |
| EAST TIMOR           | 1               | 10.60%  |         |               | 4.00%          | 3.60%        | 3.61%       |          | 41.58           |
| QATAR                | 183             | 6.20%   | 4.30%   | 4.50%         | 2.70%          | 0.50%        | 13.40%      | 29.50%   | 29.50           |
| LIBYA                | 82              | 95.50%  |         | 3.00%         | 1.70%          | 19.50%       | -42.80%     | 7.80%    | 27.20           |
| SAUDI ARABIA         | 577             | 3.10%   | 3.10%   | 2.00%         | 3.00%          | 5.60%        | 14.20%      | 3.60%    | 24.50           |
| AZERBAIJAN           | 67              | 5.40%   |         | 4.75%         | 2.40%          | 5.20%        | 0.30%       | 11.20%   | 20.30           |
| SINGAPORE            | 275             | 4.40%   | -2.70%  | 0.01%         | 1.50%          | 1.80%        | 1.30%       | 97.90%   | 18.60           |
| BAHRAIN              | 27              | 4.60%   | -0.30%  | 2.25%         | 4.00%          | 3.80%        | -2.00%      | 31.60%   | 15.40           |
| SURINAME             | 5               | 4.50%   |         | 11.74%        | 0.60%          | 8.00%        | -2.80%      | 19.70%   | 15.01           |
| SWITZERLAND          | 632             | 1.90%   | 0.50%   | 0.00%         | 0.10%          | 3.50%        | 0.30%       | 35.30%   | 13.50           |
| NORWAY               | 500             | 2.10%   | 0.70%   | 1.50%         | 2.00%          | 3.50%        | 13.90%      | 28.30%   | 13.40           |
| TRINIDAD AND TOBAGO  | 24              | -0.50%  |         | 2.75%         | 5.60%          | 4.80%        | -1.20%      | 37.30%   | 12.10           |
| NIGERIA              | 263             | 7.67%   | 7.67%   | 12.00%        | 8.00%          | 23.90%       | 0.30%       | 18.30%   | 10.80           |
| TAIWAN               | 474             | 2.92%   | 2.43%   | 1.88%         | 0.76%          | 4.12%        | -1.60%      | 42.40%   | 10.50           |
| OMAN                 | 76              | 5.00%   |         | 1.00%         | 1.70%          | 15.00%       | 1.70%       | 4.50%    | 10.40           |
| ALGERIA              | 208             | 3.10%   | 3.10%   | 4.00%         | 1.15%          | 9.80%        | -3.30%      | 8.80%    | 9.90            |
| ANGOLA               | 114             | 7.40%   | 7.40%   | 9.25%         | 7.69%          | 25.00%       | 7.80%       | 29.29%   | 9.60            |
| GABON                | 19              | 6.10%   |         | 3.25%         | 3.65%          | 16.00%       | 8.50%       | 13.80%   | 9.60            |
| UNITED ARAB EMIRATES | 360             | 4.40%   | 4.40%   | 1.00%         | 1.44%          | 4.20%        | 8.80%       | 14.60%   | 8.60            |
| NETHERLANDS          | 772             | -0.40%  | 0.20%   | 0.25%         | 1.67%          | 8.50%        | -4.10%      | 71.30%   | 8.30            |
| MALAYSIA             | 304             | 5.00%   | 1.70%   | 3.00%         | 3.20%          | 3.40%        | -4.50%      | 53.10%   | 7.90            |
| BOLIVIA              | 27              | 6.83%   | 3.33%   | 2.06%         | 6.50%          | 7.50%        | 1.80%       | 31.40%   | 7.50            |
| VIETNAM              | 142             | 6.04%   | 5.54%   | 7.00%         | 5.45%          | 2.22%        | -6.90%      | 37.30%   | 7.40            |
| SWEDEN               | 526             | 0.30%   | 0.10%   | 0.75%         | 0.10%          | 7.50%        | -0.20%      | 38.20%   | 7.20            |
| VENEZUELA            | 382             | 1.10%   | 1.19%   | 15.36%        | 56.10%         | 5.60%        | -8.50%      | 49.00%   | 7.10            |
| MOLDOVA              | 7               | 12.90%  | 0.91%   | 3.50%         | 5.20%          | 3.90%        | -2.10%      | 22.55%   | 7.00            |
| GERMANY              | 3400            | 1.10%   | 0.25%   | 0.25%         | 1.34%          | 5.10%        | -0.10%      | 81.00%   | 6.30            |
| LUXEMBOURG           | 57              | 2.70%   | 0.20%   | 0.25%         | 1.50%          | 7.10%        | -0.60%      | 21.70%   | 6.30            |
| ZAMBIA               | 21              | 6.50%   |         | 9.75%         | 7.30%          | 15.00%       | -6.70%      | 31.20%   | 5.40            |
| IRAN                 | 549             | -5.50%  |         | 15.00%        | 35.50%         | 10.30%       | -0.17%      | 10.30%   | 4.90            |
| RUSSIA               | 2015            | 1.20%   | -0.26%  | 5.50%         | 6.10%          | 5.60%        | -0.50%      | 8.40%    | 4.80            |